

A2

7722 COMBINE

JOHN DEERE 7722 COMBINE

(SPECIFICATIONS AND DESIGN SUBJECT TO CHANGE WITHOUT NOTICE)

IMPORTANT

THIS PARTS CATALOG CONTAINS ONLY THAT PARTS INFORMATION THAT IS UNIQUE TO THE 7722 COMBINE AND ITS PLATFORMS. VINTAGE IS DETERMINED BY SERIAL NUMBERS. IT IS IMPORTANT THAT THE CORRECT SERIAL NUMBER BE USED WHEN ORDERING PARTS.

NOTE

FOR COMBINE SEPARATOR INFORMATION, REFER TO PC-1667 FOR THE 7720 COMBINE.

FOR 6466AH-02 ENGINE AND HYDROSTATIC DRIVE INFORMATION, REFER TO PC-1668 FOR THE 8820 COMBINE.

FOR PLATFORM INFORMATION, REFER TO PC-1558 FOR THE 200 SERIES PLATFORMS.

A3

7722 COMBINE

PRODUCT IDENTIFICATION NUMBER (PIN) PLATE

USE ALL NUMBERS AND LETTERS SHOWN ON THE PRODUCT IDENTIFICATION NUMBER PLATE IN WARRANTY CORRESPONDENCE.

THE PRODUCT IDENTIFICATION NUMBER PLATE (PIN) IS LOCATED NEAR THE RIGHT-HAND SIDE OF THE TOOL BOX. AN EXAMPLE OF THE TWO-LINES ON THIS PIN PLATE IS:

H07722X615000
COMBINE

(FIRST LINE)

H0 - MANUFACTURING UNIT (HARVESTER WORKS)
7722 - MODEL IDENTIFIER
X - CONFIGURATIN CODE/MODEL IDENTIFIER SUFFIX
615000 - SEQUENTIAL NUMBER USED IN SERIAL NO. COLUMN

(SECOND LINE)

COMBINE - TYPE OF PRODUCT

ENGINE SERIAL NUMBER

6466AH02001000RG

6 - DESIGNATES NUMBER OF CYLINDERS
466 - DESIGNATES CUBIC INCH DISPLACEMENT
A - DESIGNATES FUEL TYPE OF ENGINE
H - DESIGNATES FACTORY (HARVESTER WORKS)
02 - DESIGNATES ENGINE VERSION
001000 - DESIGNATES ENGINE SERIAL NUMBER
RG - DESIGNATES MANUFACTURER (JOHN DEERE ENGINE WORKS)

THE ENGINE SERIAL NUMBER PLATE IS LOCATED ON THE FRONT SIDE OF ENGINE BLOCK ABOVE STARTER.

SERIAL NUMBER LISTING INFORMATION

SERIAL NUMBER INFORMATION IS LISTED TO SHOW ON WHICH MACHINES EACH PART CAN BE USED; FOR EXAMPLE:

- THE PART CAN BE USED ON ALL MACHINES.
- 000000- THE PART CAN BE USED ON ALL MACHINES BEGINNING WITH THE SERIAL NUMBER LISTED.
- 000000 THE PART CAN BE USED ON ALL MACHINES UP TO AND INCLUDING THE SERIAL NUMBER LISTED.
- 000000-000000 THE PART CAN BE USED ON ALL MACHINES BETWEEN AND INCLUDING THE SERIAL NUMBERS LISTED.

WHEN XXXXXX'S ARE LISTED IN PLACE OF A SERIAL NUMBER, A SERIAL NUMBER CHANGE WAS MADE BUT THE EXACT SERIAL NUMBER WAS NOT AVAILABLE WHEN THE CATALOG WAS PRODUCED.

DIRECTION ARROW

ARROWS ARE USED WITH ILLUSTRATIONS TO INDICATE THE FRONT OF THE UNIT. "RIGHT-HAND" AND "LEFT-HAND" SIDES ARE DETERMINED BY FACING IN THE DIRECTION OF MACHINE FORWARD TRAVEL.

BOX-ENCLOSED ILLUSTRATIONS

A KEY NUMBER, SHOWN IN THE PARTS LIST, IS ASSIGNED TO A BOX ENCLOSING ALL PARTS SOLD AS A SERVICE ASSEMBLY. A BOX NOT KEYED INCLUDES NON-CURRENT PARTS.

KITS

KIT INFORMATION WILL BE FOUND IMMEDIATELY FOLLOWING THE STORY IN WHICH IT IS USED. THE ILLUSTRATION IS REPEATED WITH ONLY THE KIT PARTS CALLED OUT AND WITH ALL OTHER PARTS SHOWN IN PHANTOM FOR RELATIONSHIP.

JDM REMANUFACTURED COMPONENTS

THE SERVICE PARTS LISTED IN THIS CATALOG ARE INTENDED FOR THE REPAIR OF ORIGINAL EQUIPMENT COMPONENTS. ALTHOUGH MOST SERVICE PARTS MAY BE USED TO REPAIR REMANUFACTURED COMPONENTS, THE REMANUFACTURED DESIGN MAY CHANGE PARTS SUFFICIENTLY SO THAT SERVICE PARTS ARE INADEQUATE OR NOT USABLE.

BOLT AND CAP SCREW STRENGTH IDENTIFICATION

BOLTS AND CAP SCREWS REQUIRED TO HAVE HIGH-STRENGTH QUALITIES EQUIVALENT TO SAE GRADE 8 ARE IDENTIFIED THROUGHOUT THIS CATALOG BY THE DESCRIPTION HS SAE 8. ALL STANDARD BOLTS AND CAP SCREWS ARE SAE GRADE 5 OR LOWER.

SI UNITS OF MEASURE

METRIC DIMENSIONS ARE GIVEN, WHERE APPLICABLE, THROUGHOUT THIS PARTS CATALOG.

CHANGE INDICATOR LINE

CHANGES AFFECTING THE ORDERING OF PARTS ARE IDENTIFIED BY VERTICAL LINES MARKED IN THE LEFT-HAND MARGIN OF REVISED PARTS LISTING IMAGES. A LINE IS ALSO AT THE LEFT-HAND EDGE OF THE SAME PART NUMBER IN THE NUMERICAL INDEX TO SHOW THE LOCATION OF REVISED INFORMATION.

ALPHABETICAL INDEX

GRID		PAGE	GRID		PAGE
A					
A24	AIR CLEANER	23	C11	CLEVIS, REAR AXLE.....	67
D6	AIR CONDITIONER LINES	88	D13	CLUTCH, CROSS AUGER DRIVE (HS)	96
A22	AIR INTAKE TUBES.....	21	D5	COMPRESSOR BELT	87
A25	AIR INTAKE TUBES.....	25	D5	COMPRESSOR MOUNTING AND SUPPORTS	87
B4	ALTERNATOR SHEAVE	29	E21	CONCAVE.....	133
B4	ALTERNATOR, BELT.....	29	D6	CONDENSER	88
C11	ANCHOR, REAR AXLE	67	F1	CONDUIT, GRAIN TANK EXTENSION.....	138
D21	ARM, L.H. FEEDER HOUSE	106	C16	CONNECTING LINKS, BALANCE BEAM	72
F6	ARM, LIMIT SWITCHES	143	G2	CONSOLE COVER DECALS	165
D21	ARM, R.H. FEEDER HOUSE.....	106	C14	CONTROL ARM, REAR AXLE	70
A23	ASPIRATOR	22	E19	CONTROL CABLE AND LINKAGE, REVERSER	130
F3	AUGER, SWIVEL SHROUD, HORIZONTAL UNLDG	140	B22	CONTROL, CABLE, MOUNTING, HYDRO. DR.....	50
B17	AXLE SHAFT, FINAL DRIVE.....	44	B3	CONTROL, FUEL SHUT-OFF	28
B					
C16	BALANCE BEAM	72	A17	CORNER FRAME.....	16
F17	BASE, LEVELING SYSTEM FILTER.....	155	B10	COUNTERSHAFT, TRANSMISSION	36
C16	BEAM, BALANCE.....	72	A9	COVER, ENGINE POWERSHAFT.....	8
B17	BEARINGS, FINAL DRIVE.....	44	D17	COVER, FEEDER BEATER DRUM.....	101
B19	BEARINGS, FINAL DRIVE.....	46	C1	COVER, HYDRO. DR. AND LEVEL OIL RESERVOIR.....	54
B12	BEARINGS, TRANSMISSION	38	E17	COVER, REVERSER GEAR BOX.....	128
B10	BEARINGS, TRANSMISSION COUNTERSHAFT	36	B9	COVER, TRANSMISSION AND DIFFERENTIAL HSG.....	35
B1	BELL CRANK	26	D13	CROSS AUGER DRIVE (HS)	96
C14	BELLCRANK, CONTROL ARM, REAR AXLE.....	70	D15	CUTTERBAR DRIVE (HS)	98
E12	BELT IDLERS, FEEDER HOUSE MIDDLE.....	123	D8	CUTTING PLATFORM HYDRAULIC LINES	90
B4	BELT, ALTERNATOR.....	29	F16	CYLINDER PIN, LEVELING.....	154
D5	BELT, COMPRESSOR.....	87	F16	CYLINDER SEAL KIT.....	154
G1	BELT, HYDROSTATIC GROUND DRIVE	164	C6	CYLINDERS, POWER STEERING	60
F24	BELTS, ENGINE.....	162	D		
G1	BELTS, LEVELING SYSTEM DRIVE	164	D15	DECAL, DRIVE SHAFT(HS).....	98
E1	BOTTOM SHEETS, FEEDER HOUSE	110	D13	DECAL, DRIVESHAFT	96
E12	BRACE, FEEDER HOUSE MIDDLE BELT	123	D3	DECAL, L.H. LOWER DOOR.....	84
E22	BRACE, GRAIN TANK	134	G2	DECALS, CONSOLE COVER	165
C1	BRACE, HYDRO. DR. AND LEVEL OIL RESERVOIR.....	54	G2	DECALS, INSTRUMENT PANEL.....	165
E7	BRACKET, FEEDER CONVEYOR.....	116	G3	DECALS, LEFT-HAND	166
E22	BRACKET, GRAIN TANK.....	134	G3	DECALS, RIGHT-HAND	166
D3	BRACKET, L.H. LOWER DOOR	84	C24	DECK, LADDER, FRONT.....	80
F3	BRACKET, UNLOADING AUGER SWIVEL SHROUD	140	B16	DIFFERENTIAL.....	42
C4	BRAKE LINES	58	B16	DIFFERENTIAL GEARS.....	42
B14	BRAKE, PARKING	40	B16	DIFFERENTIAL HOUSING.....	42
C3	BRAKES, WHEEL.....	57	B16	DIFFERENTIAL SHAFTS	42
A9	BRUSH, ENGINE POWERSHAFT.....	8	E17	DIPSTICK, REVERSER GEAR BOX	128
C					
D1	CAB DOORS	82	C3	DISC, WHEEL BRAKES.....	57
B22	CABLE MOUNTING, HYDRO. DRIVE CONTROL	50	E24	DOOR, ELEVATOR ACCESS, GRAIN TANK.....	136
B1	CABLE SUPPORTS	26	D23	DOOR, FEEDER HOUSE TOP SHEETS	108
D3	CABLE, L.H. LOWER DOOR.....	84	E24	DOOR, GRAIN TANK.....	136
E19	CABLE, REVERSER CONTROL	130	E22	DOOR, INSPECTION, GRAIN TANK.....	134
F22	CABLES AND MOUNTING, PLATFORM LEVELING (L.H.).....	160	D3	DOOR, LOWER, L.H.	84
F20	CABLES AND MTG., PLATFORM LEVELING (R.H.)	158	A19	DOOR, MIDDLE, ENGINE COMPARTMENT	18
C3	CALIPER PAD, WHEEL BRAKES	57	E24	DOOR, RESERVOIR, GRAIN TANK	136
C3	CALIPER, WHEEL BRAKES	57	D1	DOORS, CAB	82
E8	CHAIN GUIDES, FEEDER CONVEYOR DRIVE.....	117	D15	DRIVE SHAFT DECAL (HS)	98
D18	CHAIN, FEEDER BEATER DRIVE	103	D13	DRIVE SHAFT, DECAL	96
E6	CHAIN, FEEDER CONVEYOR	115	D11	DRIVE SHAFT, PLATFORM	94
E7	CHAIN, FEEDER CONVEYOR	116	B5	DRIVE WHEELS.....	31
C16	CLEVIS, CONNECTING LINK, BALANCE BEAM.....	72	D15	DRIVE, CUTTERBAR (HS)	98
D					
			D18	DRIVE, FEEDER BEATER.....	103
			E12	DRIVE, FEEDER HOUSE	123
			D19	DRIVES, FEEDER BEATER	104
			A11	DRIVES, RADIATOR FAN	10
			D17	DRUM, FEEDER BEATER.....	101
			E5	DRUM, FEEDER CONVEYOR.....	114
			C23	DUCT, FAN.....	79

A6

7722 COMBINE

ALPHABETICAL INDEX - CONTINUED

GRID		PAGE	GRID		PAGE
E					
A19	ENGINE COMPARTMENT FRAME	18	B17	FINAL DRIVE PLANETARY PINION	44
A19	ENGINE COMPARTMENT MIDDLE DOOR	18	B21	FINAL DRIVE SHAFT	49
A9	ENGINE POWERSHAFT	8	D16	FINGERS, FEEDER BEATER	100
F24	ENGINE SHEAVES	162	A15	FIREWALL	14
F24	ENGINE, BELT	162	C15	FRAME	71
F24	ENGINE, TIGHTENERS	162	A17	FRAME, CORNER	16
A23	EXHAUST PIPE	22	A19	FRAME, ENGINE COMPARTMENT	18
D21	EXTENSION, FEEDER HOUSE	106	E3	FRAME, FEEDER HOUSE	112
F1	EXTENSION, FRONT, GRAIN TANK	138	D10	FRAME, PLATFORM	92
F1	EXTENSION, L.H., GRAIN TANK	138	C9	FRAME, REAR AXLE	64
F1	EXTENSION, R.H., GRAIN TANK	138	A17	FRONT PANEL	16
F1	EXTENSION, REAR, GRAIN TANK	138	B3	FUEL SHUT-OFF CONTROL	28
F1	EXTENSIONS, GRAIN TANK	138	F8	FUSE, LEVELING CAB	146
F					
B6	FAN DRIVE SHIELD	32	G		
C23	FAN DUCT	79	B9	GASKET, TRANSMISSION AND DIFFERENTIAL HSG	35
A15	FAN SHROUD	14	B16	GEARS, DIFFERENTIAL	42
A11	FAN, RADIATOR	10	B19	GEARS, FINAL DRIVE	46
D18	FEEDER BEATER DRIVE	103	B12	GEARS, TRANSMISSION	38
D19	FEEDER BEATER DRIVE SHIELDS	104	B10	GEARS, TRANSMISSION COUNTERSHAFT	36
D18	FEEDER BEATER DRIVE, HUB	103	E22	GRAIN TANK	134
D18	FEEDER BEATER DRIVE, SLIP CLUTCH	103	F1	GRAIN TANK EXTENSIONS	138
D19	FEEDER BEATER DRIVES	104	E24	GRAIN TANK, SKIRTS	136
D17	FEEDER BEATER DRUM	101	A24	GREASE CUP, AIR CLEANER	23
D16	FEEDER BEATER FINGERS	100	H		
D16	FEEDER BEATER HEADS	100	E1	HANDLE, FEEDER HOUSE BOTTOM SHEETS	110
D16	FEEDER BEATER SHAFTS	100	D1	HANDLES, CAB DOORS	82
D16	FEEDER BEATER SHIELDS	100	A19	HANDRAIL, DOOR, ENGINE COMPARTMENT	18
E7	FEEDER CONVEYOR BRACKET	116	C24	HANDRAIL, L.H. DOOR	80
E6	FEEDER CONVEYOR CHAIN	115	F8	HARNES, LEVELING CAB	146
E7	FEEDER CONVEYOR DRIVE CHAIN	116	F10	HARNES, WIRING, LEVELING SYSTEM	148
E8	FEEDER CONVEYOR DRIVE CHAIN GUIDES	117	D16	HEADS, FEEDER BEATER	100
E5	FEEDER CONVEYOR FEEDER DRUM	114	E24	HINGE, GRAIN TANK	136
E7	FEEDER CONVEYOR IDLER	116	C9	HITCH, REAR AXLE	64
E5	FEEDER CONVEYOR IDLER SHAFT	114	D10	HOOD, PLATFORM	92
E1	FEEDER HOUSE BOTTOM SHEETS	110	F3	HORIZONTAL UNLOADING AUGER SWIVEL SHROUD ..	140
E12	FEEDER HOUSE DRIVE	123	A25	HOSE, AIR INTAKE	25
D21	FEEDER HOUSE EXTENSION	106	A23	HOSE, ASPIRATOR	22
E3	FEEDER HOUSE FRAME	112	F18	HOSES, LEVELING SYSTEM	156
E15	FEEDER HOUSE LOWER MOUNTINGS	126	A13	HOSES, RADIATOR	12
E15	FEEDER HOUSE LOWER SHAFT	126	B16	HOUSING, DIFFERENTIAL	42
E15	FEEDER HOUSE LOWER SHEAVE	126	A9	HOUSING, ENGINE POWERSHAFT	8
E12	FEEDER HOUSE MIDDLE BELT BRACE	123	B19	HOUSING, INNER, FINAL DRIVE	46
E12	FEEDER HOUSE MIDDLE BELT IDLERS	123	B14	HOUSING, PARKING BRAKE	40
D21	FEEDER HOUSE ROCKER	106	E17	HOUSING, REVERSER GEAR BOX	128
E9	FEEDER HOUSE SHIELD,(R.H.)	119	C12	HOUSING, SPINDLE, REAR WHEELS	68
E10	FEEDER HOUSE SHIELDS (L.H.)	120	B8	HOUSING, TRANSM. AND DIFFERENTIAL	34
E3	FEEDER HOUSE SIDE SHEETS	112	D18	HUB, FEEDER BEATER DRIVE	103
D23	FEEDER HOUSE TOP SHEETS	108	C12	HUB, REAR WHEELS	68
E13	FEEDER HOUSE UPPER SHAFT	124	D8	HYDRAULIC LINES	
E13	FEEDER HOUSE UPPER SPROCKETS	124		CUTTING PLATFORM	90
A24	FILTER, AIR CLEANER	23	B22	HYDROSTATIC DRIVE CONTROL CABLE MOUNTING ...	50
C1	FILTER, HYDRO. DR. AND LEVEL OIL		C1	HYDROSTATIC DRIVE OIL RESERVOIR	54
	RESERVOIR	54	C1	HYDROSTATIC DRIVE OIL RESERVOIR MTG	54
F17	FILTERS, LEVELING SYSTEM	155	B24	HYDROSTATIC DRIVE UNIT	53
B17	FINAL DRIVE AXLE SHAFT	44	B24	HYDROSTATIC DRIVE UNIT SHEAVES	53
B17	FINAL DRIVE BEARINGS	44	B24	HYDROSTATIC DRIVE UNIT SUPPORTS	53
B19	FINAL DRIVE BEARINGS	46	G1	HYDROSTATIC GROUND DRIVE BELTS	164
B19	FINAL DRIVE GEARS	46	G1	HYDROSTATIC GROUND DRIVE SHEAVES	164
B19	FINAL DRIVE INNER HOUSING	46	B6	HYDROSTATIC GROUND DRIVE SHIELD	32
B17	FINAL DRIVE OUTER HOUSING	44			
B19	FINAL DRIVE PINION SHAFT	46			

A7

7722 COMBINE

ALPHABETICAL INDEX - CONTINUED

GRID		PAGE	GRID		PAGE
I					
E7	IDLER, FEEDER CONVEYOR DRIVE CHAIN	116	F22	MOUNTING, CABLES, PLATFORM LEVELING (L.H.).....	160
A11	IDLER, RADIATOR.....	10	F20	MOUNTING, CABLES, PLATFORM LEVELING (R.H.)	158
E12	IDLERS, FEEDER HOUSE MIDDLE BELT.....	123	D5	MOUNTING, COMPRESSOR.....	87
B10	INPUT SHAFT, TRANSMISSION.....	36	B22	MOUNTING, HYDROSTATIC DRIVE CONTROL CABLE ...	50
G2	INSTRUMENT PANEL DECALS	165	E15	MOUNTINGS, FEEDER HOUSE, LOWER	126
F1	ISOLATOR, WINDOW, GRAIN TANK EXTENSION.....	138	C1	MTG, HYDRO. DR. AND LEVELING OIL RESERVOIR.....	54
K					
F14	KIT, LEVELING SYSTEM.....	152	A23	MUFFLER	22
F16	KIT, SEAL, CYLINDER.....	154	O		
C7	KIT, STEERING CYLINDER.....	61	C1	OIL RESERVOIR, HYDRO. DR. AND LEVELING	54
E22	KNOB, GRAIN TANK	134	B17	OUTER HOUSING, FINAL DRIVE.....	44
L					
C24	LADDER, FRONT.....	80	P		
E22	LATCH, GRAIN TANK	134	A17	PANEL, FRONT	16
G3	LEFT-HAND DECALS	166	E24	PANEL, GRAIN TANK	136
C1	LENS, HYDRO. DR. AND LEVEL OIL RESERVOIR.....	54	B14	PARKING BRAKE.....	40
F8	LEVELING CAB FUSE.....	146	B14	PARKING BRAKE HOUSING	40
F8	LEVELING CAB HARNESS	146	F16	PIN, LEVELING CYLINDER.....	154
F8	LEVELING CAB LIGHTS	146	B12	PINION SHAFT, TRANSMISSION	38
F8	LEVELING CAB SWITCH.....	146	D19	PIVOT SHAFT, FEEDER BEATER DRIVE	104
F22	LEVELING CABLES AND MOUNTING, PLATFORM (L.H.).....	160	D19	PIVOT, FEEDER BEATER DRIVE	104
F20	LEVELING CABLES AND MTG., PLATFORM (R.H.)	158	B17	PLANETARY PINION, FINAL DRIVE	44
F5	LEVELING CONTROL SWITCH BOX	142	F3	PLATE, UNLOADING AUGER SWIVEL SHROUD	140
F16	LEVELING CYLINDER	154	C3	PLATE, WHEEL BRAKES	57
C1	LEVELING OIL RESERVOIR	54	D11	PLATFORM DRIVE SHAFT	94
C1	LEVELING OIL RESERVOIR MTG	54	D10	PLATFORM FRAME.....	92
F7	LEVELING SOLENOID VALVE	145	D10	PLATFORM HOOD.....	92
F12	LEVELING SYSTEM.....	150	F22	PLATFORM LEVELING CABLES AND MOUNTING (L.H.).....	160
G1	LEVELING SYSTEM DRIVE BELTS	164	F20	PLATFORM LEVELING CABLES AND MOUNTING (R.H.)	158
G1	LEVELING SYSTEM DRIVE SHEAVES	164	C6	POWER STEERING CYLINDERS	60
F17	LEVELING SYSTEM FILTER SWITCH	155	A9	POWERSHAFT, ENGINE.....	8
F17	LEVELING SYSTEM FILTERS	155	A22	PRECLEANER	21
F18	LEVELING SYSTEM HOSES.....	156	A25	PRESSURE SWITCH, AIR INTAKE	25
F18	LEVELING SYSTEM LINES.....	156	F12	PUMP, LEVELING SYSTEM	150
F12	LEVELING SYSTEM PUMP.....	150	R		
F11	LEVELING SYSTEM TESTER.....	149	C23	R.H. SEPARATOR SHIELD	79
F10	LEVELING SYSTEM WIRING HARNESS.....	148	A13	RADIATOR	12
F14	LEVELING SYSTEM, KIT.....	152	A11	RADIATOR FAN	10
D23	LEVER, DOOR, FEEDER HOUSE TOP SHEETS	108	A11	RADIATOR FAN DRIVES.....	10
F8	LIGHTS, LEVELING CAB.....	146	A13	RADIATOR HOSES	12
F6	LIMIT SWITCH ARM	143	C24	RAILINGS	80
F6	LIMIT SWITCHES.....	143	C11	REAR AXLE	67
D6	LINES, AIR CONDITIONER.....	88	C14	REAR AXLE CONTROL ARM	70
C4	LINES, BRAKE	58	C9	REAR AXLE FRAME	64
F18	LINES, LEVELING SYSTEM	156	C9	REAR AXLE SUPPORT	64
E19	LINKAGE, REVERSER CONTROL CABLE	130	C12	REAR WHEELS AND SPINDLES	68
B1	LINKAGE, THROTTLE	26	D6	RECEIVER	88
C16	LINKS, CONNECTING, BALANCE BEAM.....	72	E22	REINFORCEMENT, GRAIN TANK	134
D3	LOWER DOOR, L.H.	84	E19	REVERSER CONTROL CABLES AND LINKAGE	130
M					
A21	MANIFOLD SHIELD	20	E17	REVERSER GEAR BOX	128
F5	MERCURY SWITCH.....	142	G3	RIGHT-HAND DECALS	166
N					
O					
P					
R					

ALPHABETICAL INDEX - CONTINUED

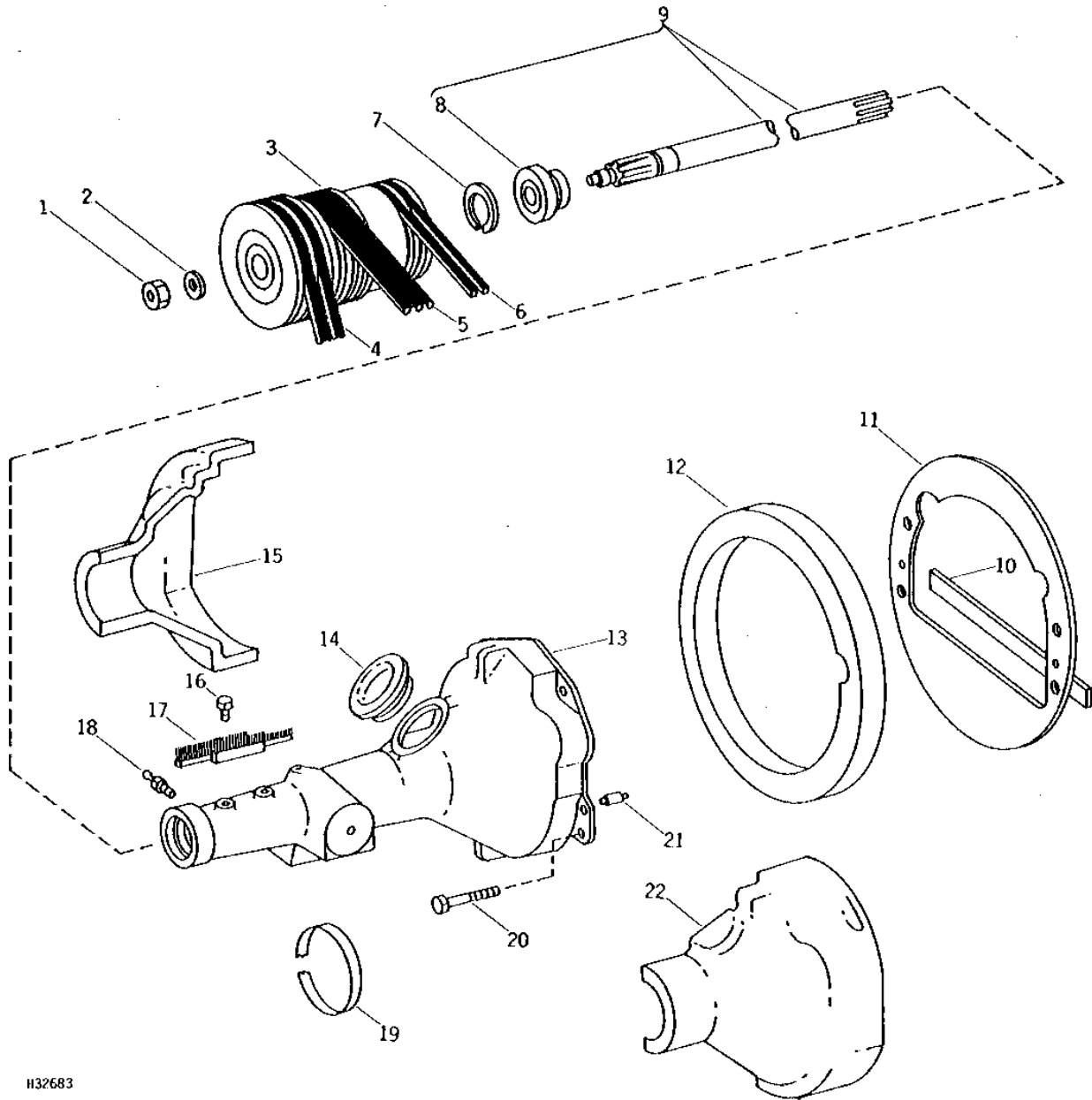
GRID		PAGE	GRID		PAGE
S					
D11	SAFETY CHAIN, PLATFORM DRIVE SHAFT	94	C1	SUPPORT, HYDRO. DR. AND LEVEL OIL RESERVOIR.....	54
D1	SEALS, CAB DOORS	82	C9	SUPPORT, REAR AXLE	64
C22	SEPARATOR RIGHT-HAND SHIELD	78	F3	SUPPORT, UNLOADING AUGER SWIVEL SHROUD	140
C21	SEPARATOR SIDE SHEET, L.H.	77	B1	SUPPORTS, CABLE.....	26
C20	SEPARATOR SIDE SHEET, R.H.	76	D5	SUPPORTS, COMPRESSOR	87
D13	SHAFT, CROSS AUGER DRIVE (HS)	96	B24	SUPPORTS, HYDROSTATIC DRIVE UNIT	53
E5	SHAFT, FEEDER CONVEYOR IDLER	114	C18	SWING ARMS	74
E15	SHAFT, FEEDER HOUSE LOWER	126	F5	SWITCH BOX, LEVELING CONTROL	142
B19	SHAFT, FINAL DRIVE	46	F8	SWITCH, LEVELING CAB	146
B21	SHAFT, FINAL DRIVE	49	F17	SWITCH, LEVELING SYSTEM FILTERS	155
E13	SHAFT, UPPER, FEEDER HOUSE.....	124	F6	SWITCHES, LIMIT	143
B16	SHAFTS, DIFFERENTIAL	42	F3	SWIVEL SHROUD, HORIZONTAL UNLDG. AUGER	140
D16	SHAFTS, FEEDER BEATER	100	T		
B4	SHEAVE, ALTERNATOR	29	E22	TANK, GRAIN	134
D15	SHEAVE, CUTTERBAR DRIVE (HS)	98	F11	TESTER, LEVELING SYSTEM	149
A9	SHEAVE, ENGINE POWERSHAFT.....	8	B1	THROTTLE LINKAGE	26
E15	SHEAVE, FEEDER HOUSE LOWER	126	C8	TIE RODS, STEERING	63
B24	SHEAVE, HYDROSTATIC DRIVE UNIT	53	F24	TIGHTENERS, ENGINE	162
F24	SHEAVES, ENGINE	162	B8	TRANSM. AND DIFFERENTIAL SHIFTER FORKS	34
G1	SHEAVES, HYDROSTATIC GROUND DRIVE	164	B9	TRANSMISSION AND DIFFERENTIAL HSG SHIFTER CAM	35
G1	SHEAVES, LEVELING SYSTEM DRIVE.....	164	B9	TRANSMISSION AND DIFFERENTIAL HSG GASKET	35
F3	SHEET, FRONT, UNLDG AUGER SWIVEL SHROUD.....	140	B8	TRANSMISSION AND DIFFERENTIAL HSG.....	34
E24	SHEET, GRAIN TANK	136	B9	TRANSMISSION AND DIFFERENTIAL HSG. COVER.....	35
F3	SHEET, SIDE, UNLDG AUGER SWIVEL SHROUD.....	140	B12	TRANSMISSION BEARINGS.....	38
E1	SHEETS, BOTTOM, FEEDER HOUSE	110	B12	TRANSMISSION GEARS	38
D23	SHEETS, TOP, FEEDER HOUSE	108	B12	TRANSMISSION PINION SHAFT	38
A21	SHIELD MANIFOLD	20	B10	TRANSMISSION, COUNTERSHAFT	36
D13	SHIELD, CROSS AUGER DRIVE (HS).....	96	B10	TRANSMISSION, GEARS AND BEARINGS	36
D15	SHIELD, CUTTERBAR DRIVE (HS)	98	B10	TRANSMISSION, INPUT SHAFT.....	36
B6	SHIELD, FAN DRIVE	32	C11	TUBE, REAR AXLE	67
B6	SHIELD, HYDROSTATIC GROUND DRIVE	32	A22	TUBES, AIR INTAKE	21
D11	SHIELD, PLATFORM DRIVE SHAFT	94	A25	TUBES, AIR INTAKE	25
C23	SHIELD, SEPARATOR, R.H.	79	U		
C22	SHIELD, SEPARATOR, RIGHT-HAND	78	F3	UNLDG. AUGER, SWIVEL SHROUD, HORIZONTAL	140
E9	SHIELD,FEEDER HOUSE,(R.H.).....	119	V		
D16	SHIELDS, FEEDER BEATER	100	F7	VALVE, SOLENOID, LEVELING	145
D19	SHIELDS, FEEDER BEATER DRIVE	104	W		
E10	SHIELDS, FEEDER HOUSE (L.H.)	120	C3	WHEEL BRAKES	57
B9	SHIFTER CAM, TRANSMISSION AND DIFFERENTIAL HOUSING	35	B5	WHEELS, DRIVE	31
B8	SHIFTER FORKS,TRANSM. AND DIFFERENTIAL	34	F1	WINDOW, GRAIN TANK EXTENSION	138
A15	SHROUD, FAN	14	F10	WIRING HARNESS, LEVELING SYSTEM	148
F3	SHROUD, SWIVEL, HORIZONTAL UNLDG AUGER	140	Y		
B3	SHUT-OFF CONTROL, FUEL	28	B21	YOKE, FINAL DRIVE SHAFT	49
C21	SIDE SHEET, SEPARATOR, L.H.	77	D11	YOKE, PLATFORM DRIVE SHAFT.....	94
C20	SIDE SHEET, SEPARATOR, R.H.	76			
E3	SIDE SHEETS, FEEDER HOUSE	112			
E24	SKIRTS, GRAIN TANK.....	136			
D18	SLIP CLUTCH, FEEDER BEATER	103			
D18	SLIP CLUTCH, FEEDER BEATER DRIVE	103			
F7	SOLENOID VALVE, LEVELING.....	145			
C12	SPINDLE, L.H., REAR WHEELS	68			
C12	SPINDLE, R.H., REAR WHEELS	68			
C12	SPINDLES AND REAR WHEELS	68			
E22	SPRING, LATCH, GRAIN TANK	134			
D13	SPROCKET, CROSS AUGER DRIVE (HS)	96			
D19	SPROCKET, FEEDER BEATER	104			
E7	SPROCKET, FEEDER CONVEYOR DRIVE CHAIN.....	116			
E13	SPROCKET, UPPER, FEEDER HOUSE.....	124			
C7	STEERING CYLINDER KIT	61			
C8	STEERING TIE RODS	63			
C1	STRAINER, HYDRO. DR. AND LEVEL OIL RESERVOIR.....	54			
E22	STRAP, GRAIN TANK	134			

A9

7722 COMBINE

H32683 -UN-01JAN94

ENGINE POWERSHAFT



H32683

THIS PARTS LISTING IS CONTINUED

A10

7722 COMBINE

ENGINE POWERSHAFT - CONTINUED

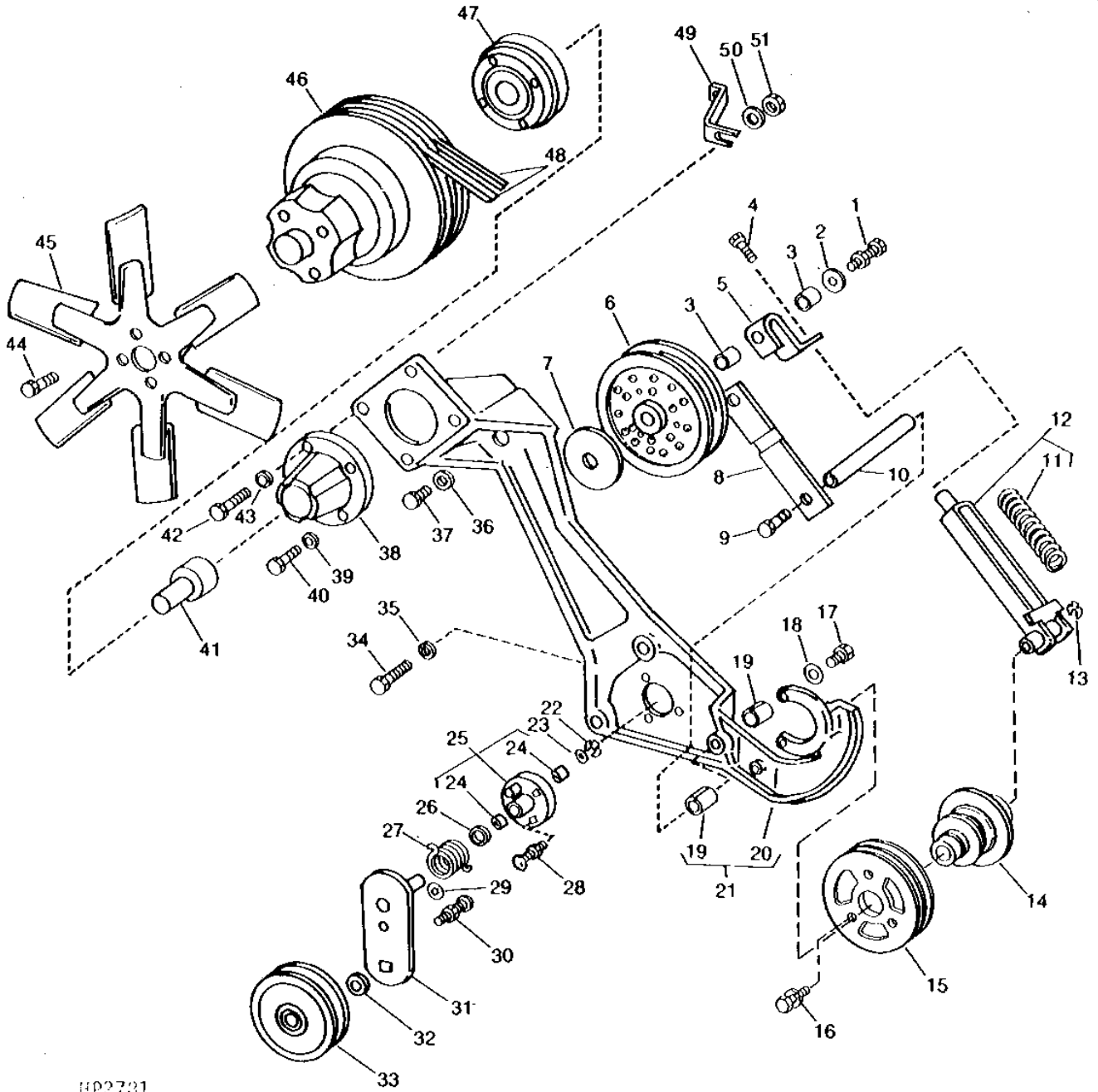
KEY	PART NO.	PART NAME	QTY	SERIAL NO.	REMARKS
1	H93931	LOCK NUT	1		
2	24H1509	WASHER	1		1-25/64" X 2-1/2" X 0.194"
3	H94981	SHEAVE	1		223 MM (8-25/32"), 250 MM (9-27/32"), AND 340 MM (13-13/32") DIAS. (MATCHED SET OF 2)
4	AH84633	BELT SET	1		
5	H108175	BELT	1		
6	AH96300	BELT SET	1		(MATCHED SET OF 2)
7	BP13615	SNAP RING	1	-620249	
	F2622R	SNAP RING	1	620250-	
8	JD8682	BALL BEARING	1	-620249	
	JD8683	BALL BEARING	1	620250-	
9	AH94719	SHAFT	1	-620249	
	AH125745	SHAFT	1	620250-	
10	SEAL	1		32 MM X 508 MM X 3 MM (7-1/4" X 20" X 1/8") (CUT FROM H88771)
11	H86930	PLATE	1		
12	H92622	ISOLATOR	1		
13	H95878	HOUSING	1	-620249	
	H130475	HOUSING	1	620250-	
14	H76728	COVER	1		
15	AH94737	COVER	1		FRONT (FOAM INSULATION)
16	N10212	SELF-LOCKING SCREW	2		
17	AH96578	SEAL	1	-620249	
	AH96231	BRUSH	1	620250-	
18	JD7797	LUBRICATION FITTING	1		STRAIGHT, 1/4"
19	TY5030	TAPE	AR		VINYL, 2" WIDTH
20	19H1782	CAP SCREW	4		3/4" X 2-1/4"
	12H236	LOCK WASHER	4		3/4"
21	H79910	DOWEL PIN	2		
22	AH94738	COVER	1		REAR (FOAM INSULATION)

A11

7722 COMBINE

HP2781 -UN-01JAN94

RADIATOR FAN DRIVES AND IDLER



HP2781

A12

7722 COMBINE

RADIATOR FAN DRIVES AND IDLER - CONTINUED

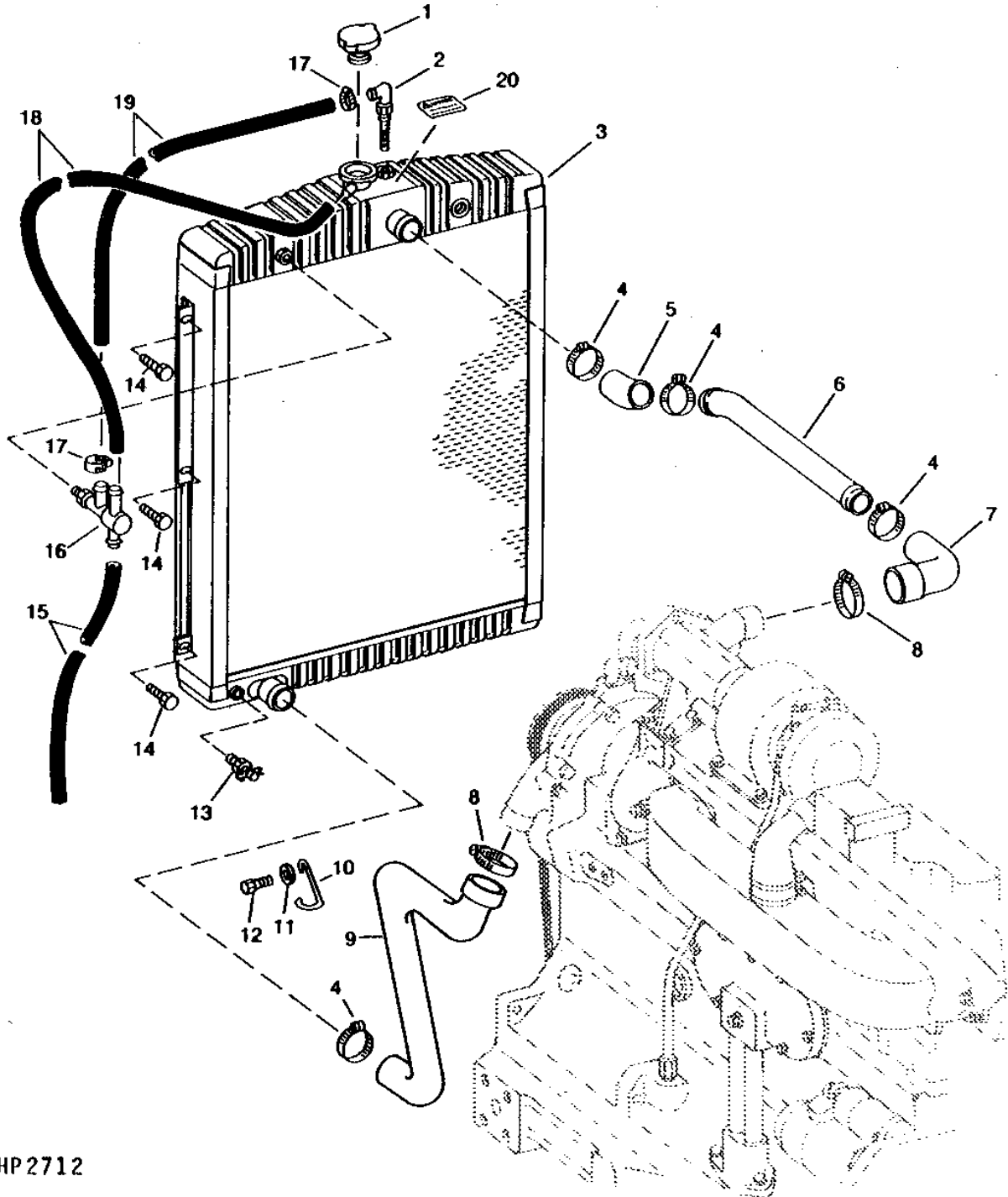
KEY	PART NO.	PART NAME	QTY	SERIAL NO.	REMARKS
1	19H1992	CAP SCREW	1	1/2" X 4"	
	14H1040	NUT	1	1/2"	
2	24H1111	WASHER	1	17/32" X 1-1/16" X 0.090"	
3	L3378N	BUSHING	1		
4	19H2471	CAP SCREW	1	3/8" X 1-1/2"	
5	H98922	CLEVIS	1		
6	AH96292	SHEAVE	1		
7	H80228	WASHER	1		
8	H98921	ARM	1		
9	N164635	SELF-LOCKING SCREW	1		
10	H97636	PIN	1		
11	SPRING	1		
12	AH97099	SPRING	1		
13	T40189	SNAP RING	1		
14	AH126667	IDLER	1		
15	H131779	SHEAVE	1		
16	19H1134	CAP SCREW	3	3/8" X 3/4"	
	12H304	LOCK WASHER	3	3/8"	
17	19H1792	CAP SCREW	1	1/2" X 1"	
18	24H1789	WASHER	1	17/32" X 1-1/4" X 0.105"	
19	H87502	BUSHING	2		
20	SUPPORT	1	(MARKED H97631)	
21	AH96294	LEVER	1		
22	H86839	SNAP RING	1		
23	24H1362	WASHER	1	41/64" X 1" X 0.075"	
24	H96455	BUSHING	2		
25	AH95011	HUB	1		
26	H96251	WASHER	1		
27	H86264	TORSION SPRING	1		
28	03H1790	BOLT	3	5/16" X 1-1/2"	
	N10213	LOCK NUT	1		
29	H86886	NUT	1		
30	03H1764	BOLT	1	1/2" X 1-3/4"	
	12H301	LOCK WASHER	1	1/2"	
	14H1040	NUT	1	1/2"	
31	AH96492	ARM	1		
32	H88355	WASHER	1		
33	AH77172	IDLER	1		
34	19H1974	CAP SCREW	2	1/2" X 2-3/4"	
35	12H301	LOCK WASHER	2	1/2"	
36	R69536	WASHER	1		
37	19H3031	CAP SCREW	1	3/8" X 2-1/2"	
38	H102177	HUB	1		
39	24H1305	WASHER	3	13/32" X 13/16" X 0.065"	
40	19H1800	CAP SCREW	3	3/8" X 1-1/2"	
41	JD10058	BEARING	1		
42	19H3162	CAP SCREW	1	3/8" X 2"	
43	24H1305	WASHER	1	13/32" X 13/16" X 0.065"	
44	R73888	CAP SCREW	4		
45	AH108059	FAN	1		
46	H102181	SHEAVE	1		
47	H102182	HUB	1		
48	AH96333	BELT SET	1	(MATCHED SET)	
49	H99532	REINFORCEMENT	1		
50	24H1682	WASHER	1	13/32" X 7/8" X 0.120"	
51	N10215	LOCK NUT	1		

A13

7722 COMBINE

HP2712 -UN-01JAN94

RADIATOR AND HOSES



HP2712

A14

7722 COMBINE

RADIATOR AND HOSES - CONTINUED

KEY	PART NO.	PART NAME	QTY	SERIAL NO.	REMARKS
1	AH91460	CAP	1		(INCLUDED IN AH124728)
2	AR86098	ELBOW FITTING	1		
3	AH120373	RADIATOR	1	-620249	(WITH CAP AND OVERFLOW HOSE) (SUB AH124728)
	AH124728	RADIATOR	1		(INCLUDES AH91460, H86772 AND A2913R)
4	AR21840	CLAMP	4		
5	H84565	HOSE	1		
6	H96615	LINE	1		
7	H84564	HOSE	1		
8	AR21999	CLAMP	2		
9	H113857	HOSE	1		
10	H105229	RETAINER	1		
11	24H1312	WASHER	1		13/32" X 1-3/8" X 0.105"
12	H76139	SCREW	1		
13	AT13740	DRAIN VALVE	1		
14	N10214	SELF-LOCKING SCREW	6		
15	H86772	HOSE	1		(INCLUDED IN AH124728)
16	AR85932	VALVE	1		
17	AR77962	CLAMP	2		
18	H92726	HOSE	1		
19	R32640	HOSE	1		(CUT TO LENGTH)
20	A2913R	LABEL	1		(INCLUDED IN AH124728)

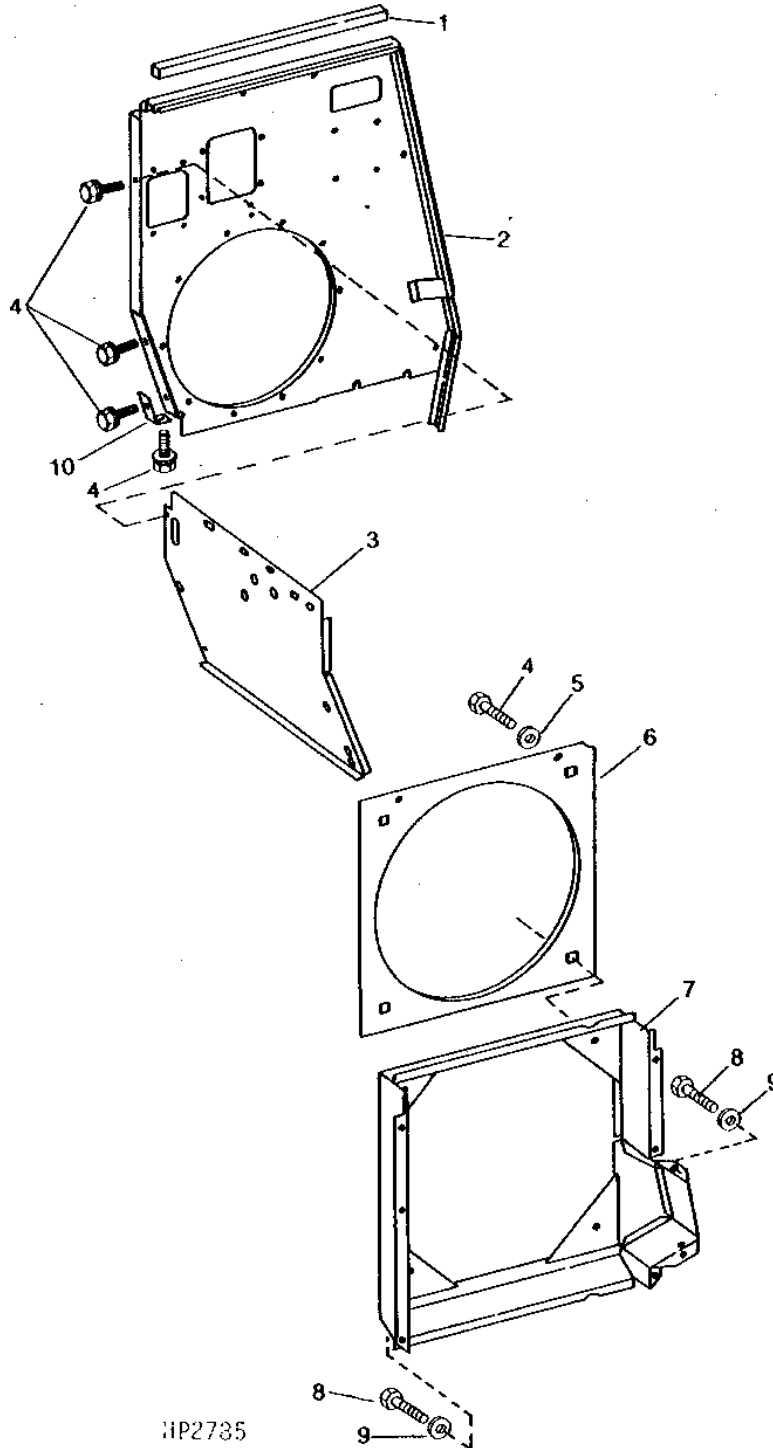
A15

7722 COMBINE

HP2785

-UN-01JAN94

FAN SHROUD AND FIREWALL



A16

7722 COMBINE

FAN SHROUD AND FIREWALL - CONTINUED

KEY	PART NO.	PART NAME	QTY	SERIAL NO.	REMARKS
1	SEAL	1		775MM (30-1/2")(CUT FROM H88769)
2	AH101522	FIREWALL	1		
3	AH95982	SHEET	1		REAR WALL
4	H76139	SCREW	8		SELF-TAPPING
5	24H1300	WASHER	4		25/64" X 2" X 0.220"
6	H98097	SHROUD	1		
7	AH112234	SHROUD	1		
8	N10214	SELF-LOCKING SCREW	8		
9	24H1307	WASHER	8		13/32" X 1" X 1/16"
10	H101519	STRAP	1		

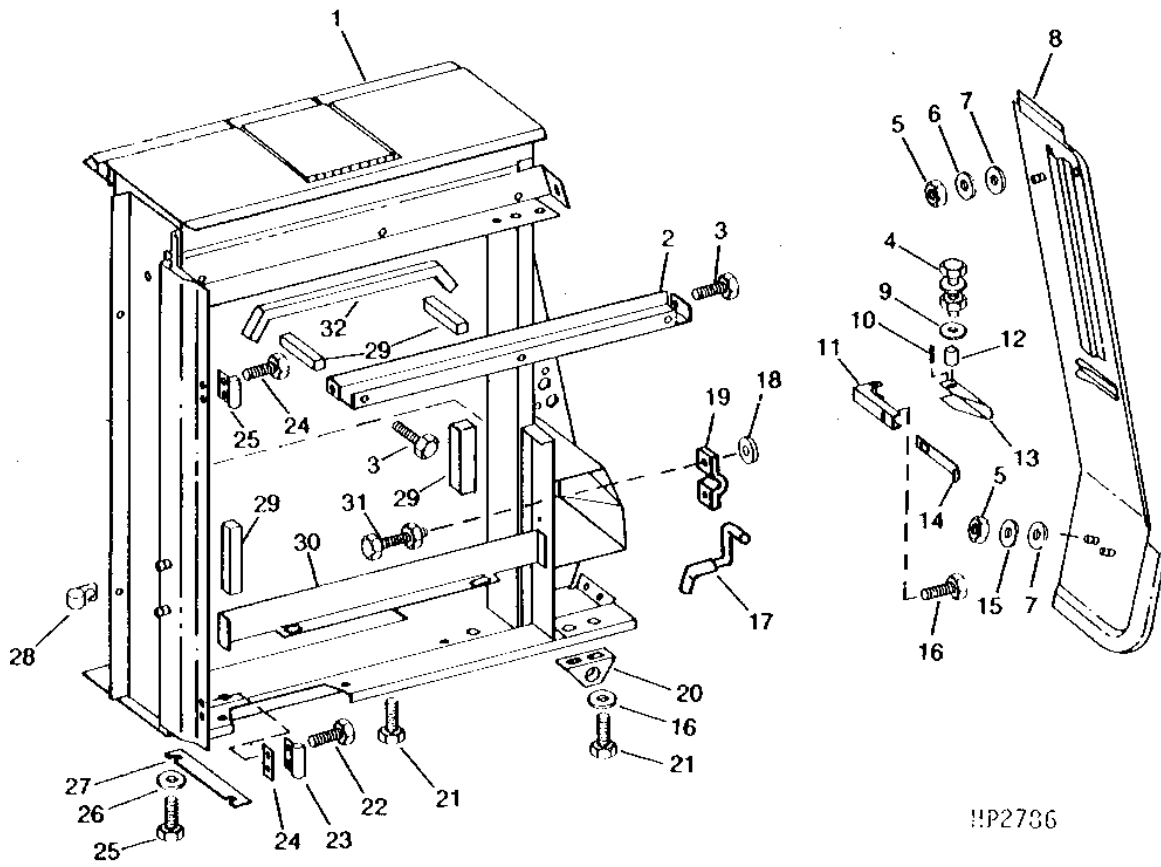
A17

7722 COMBINE

HP2786

-UN-01JAN94

CORNER FRAME AND FRONT PANEL



HP2736

A18

7722 COMBINE

CORNER FRAME AND FRONT PANEL - CONTINUED

KEY	PART NO.	PART NAME	QTY	SERIAL NO.	REMARKS
1	AH91277	FRAME	1		
2	H86477	REINFORCEMENT	1	TOP	
3	H65108	SCREW	7		
4	21H1045	SCREW	1	1/4" X 2"	
	12H302	LOCK WASHER	1	1/4"	
	14H786	NUT	1	1/4"	
5	BP12232	LOCK NUT	3		
6	24H1136	WASHER	1	11/32" X 11/16" X 0.065"	
7	T12191	WASHER	3		
8	AH90893	PANEL	1		
9	24H1287	WASHER	1	9/32" X 5/8" X 0.065"	
10	34H64	SPRING PIN	1	5/32" X 1-1/2"	
11	H89313	BRACKET	1		
12	28H1955	BUSHING	1	0.269" X 0.405" X 1-15/32"	
13	H86493	HANDLE	1		
14	H89312	HOOK	1		
15	24H1136	WASHER	7	11/32" X 11/16" X 0.065"	
16	03H1416	BOLT	1		
17	AH110420	PIN	1		
18	24H1136	WASHER	2	11/32" X 11/16" X 0.065"	
19	H100730	CLAMP	1		
20	H99937	BRACKET	1		
21	N71292	SELF-LOCKING SCREW	4		
22	N71292	SELF-LOCKING SCREW	2		
	N10212	SELF-LOCKING SCREW	2		
23	H94605	HINGE	2		
24	H86523	STRAP	2		
25	N10214	SELF-LOCKING SCREW	2		
26	24H1305	WASHER	2	13/32" X 13/16" X 0.065"	
27	H85345	STRAP	AR		
28	AH83545	CLIP	1		
29	SEAL	4	27MM X 27MM X 76MM (1-1/16" X 1-1/16" X 3") (CUT FROM H88770)	
30	H86453	REINFORCEMENT	1	BOTTOM	
31	21H1071	SCREW	2	5/16" X 5/8"	
	N10213	LOCK NUT	2		
32	SEAL	1	90MM (29-5/8")(CUT FROM H88769)	

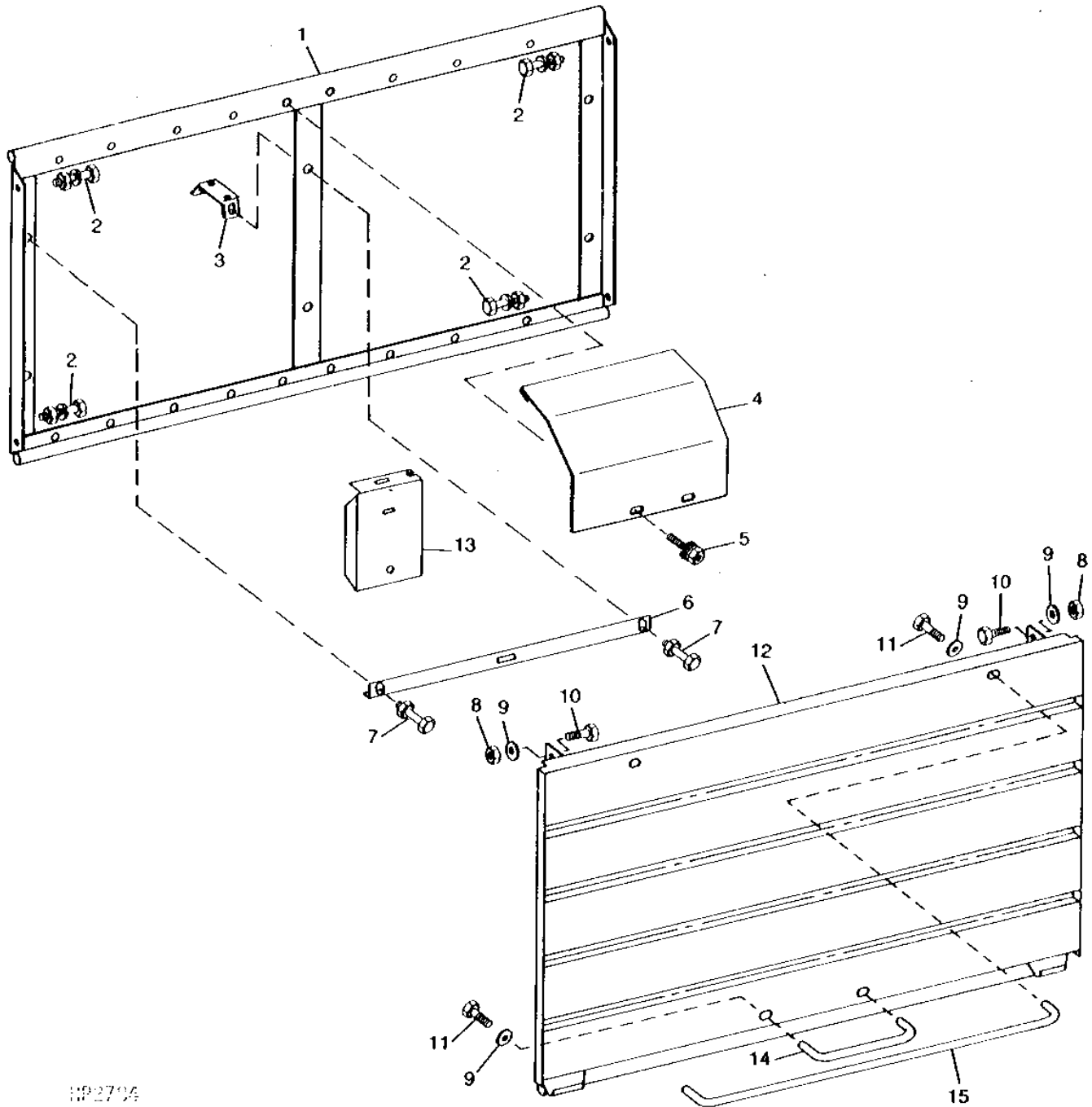
A19

7722 COMBINE

HP2784

-UN-01JAN94

ENGINE COMPARTMENT MIDDLE DOOR AND FRAME



HP2794

A20

7722 COMBINE

ENGINE COMPARTMENT MIDDLE DOOR AND FRAME - CONTINUED

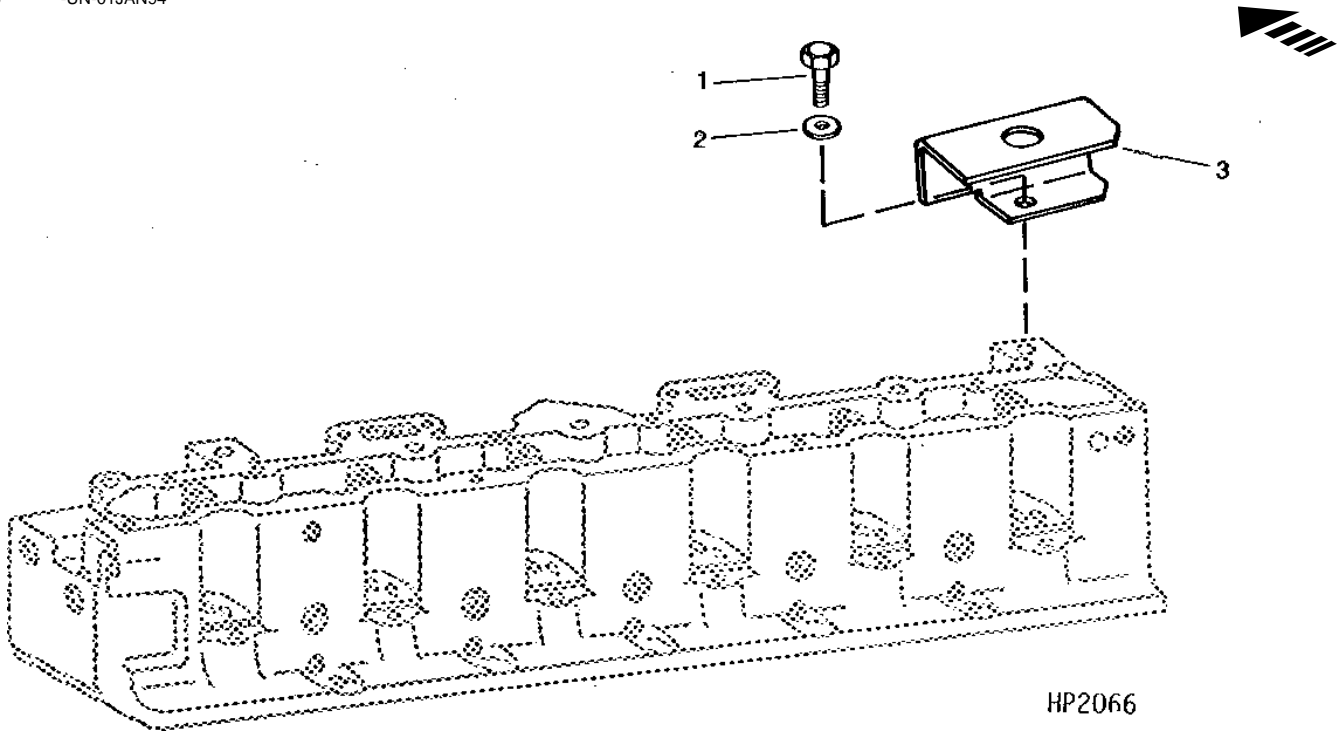
KEY	PART NO.	PART NAME	QTY	SERIAL NO.	REMARKS
1	AH113369	FRAME	1		
2	19H1900	CAP SCREW	4	5/16" X 3/4"	
	12H303	LOCK WASHER	4	5/16"	
	14H785	NUT	4	5/16"	
3	H116068	STRAP	1		
4	H97922	SHIELD	1		
5	H76139	SCREW	4		
6	H130467	SUPPORT	1		
7	N10212	SELF-LOCKING SCREW	4		
	N10213	LOCK NUT	4		
8	M40699	NUT	2		
9	24H1136	WASHER	6	11/32" X 11/16" X 0.065"	
10	19H2127	CAP SCREW	2	5/16" X 7/8"	
11	19H1849	CAP SCREW	4	5/16" X 1-1/4"	
	12H303	LOCK WASHER	4	5/16"	
12	AH93565	DOOR	1		
13	H130468	DEFLECTOR	1		
14	H86349	HANDRAIL	1	LOWER	
15	H86348	HANDRAIL	1	UPPER	

A21

7722 COMBINE

HP2066 -UN-01JAN94

MANIFOLD SHIELD



HP2066

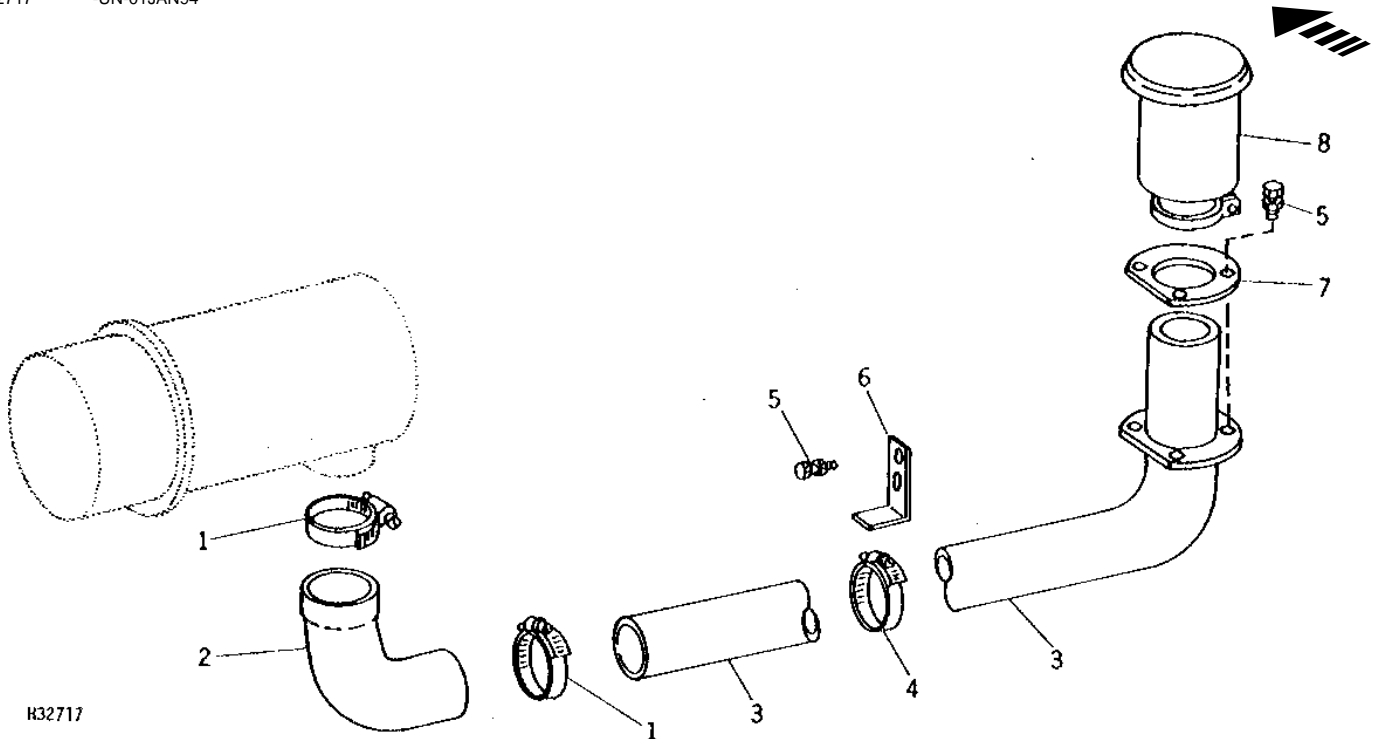
KEY	PART NO.	PART NAME	QTY	SERIAL NO.	REMARKS
1	19H1833	CAP SCREW	1	5/8" X 1-1/4"	
2	24H1716	WASHER	1	21/32" X 1-1/4" X 0.120"	
3	AH121560	DEFLECTOR	1		

A22

7722 COMBINE

H32717 -UN-01JAN94

PRECLEANER AND AIR INTAKE TUBES



H32717

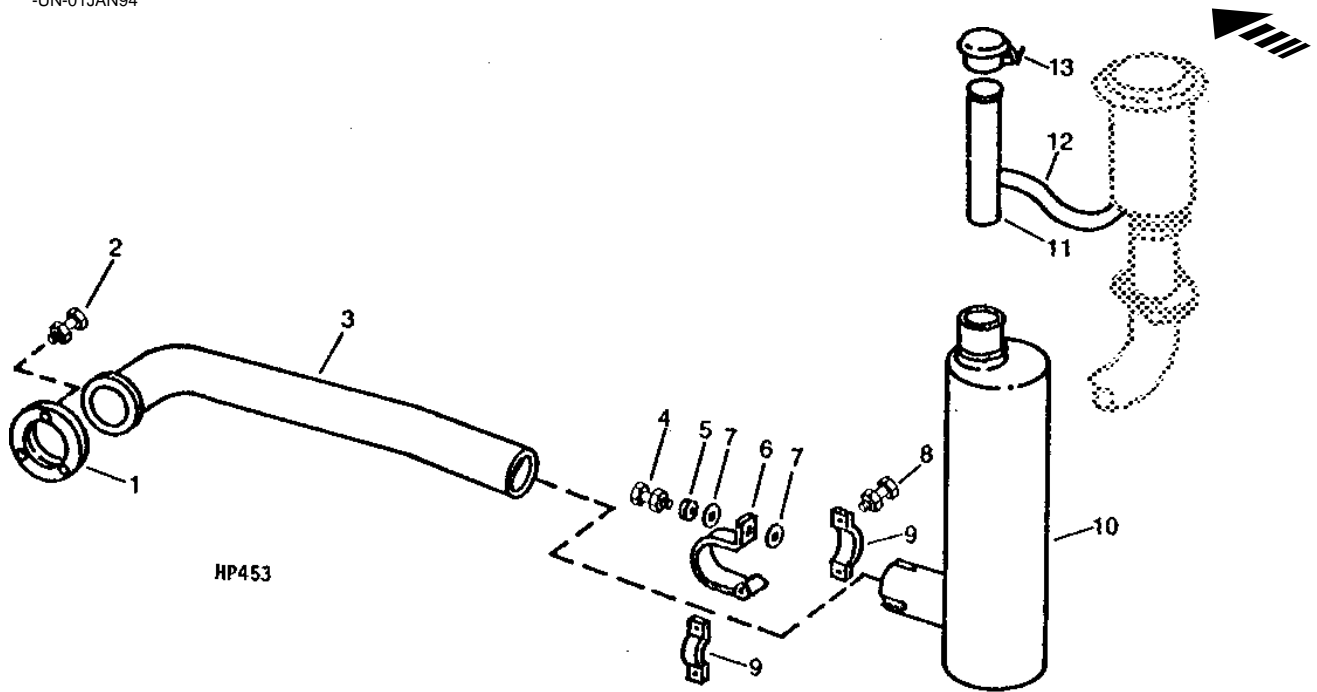
KEY	PART NO.	PART NAME	QTY	SERIAL NO.	REMARKS
1	AC15595	CLAMP	2		
2	H100708	HOSE	1		
3	AH125736	TUBE	1		
4	AC15595	CLAMP	1		
5	N10212	SELF-LOCKING SCREW	5		
	N10213	LOCK NUT	5		
6	H97248	ANGLE	1		
7	H99953	WASHER	1		
8	AH99005	PRESCREENER	1		

A23

7722 COMBINE

HP453 -UN-01JAN94

MUFFLER, ASPIRATOR, AND EXHAUST PIPE



HP453

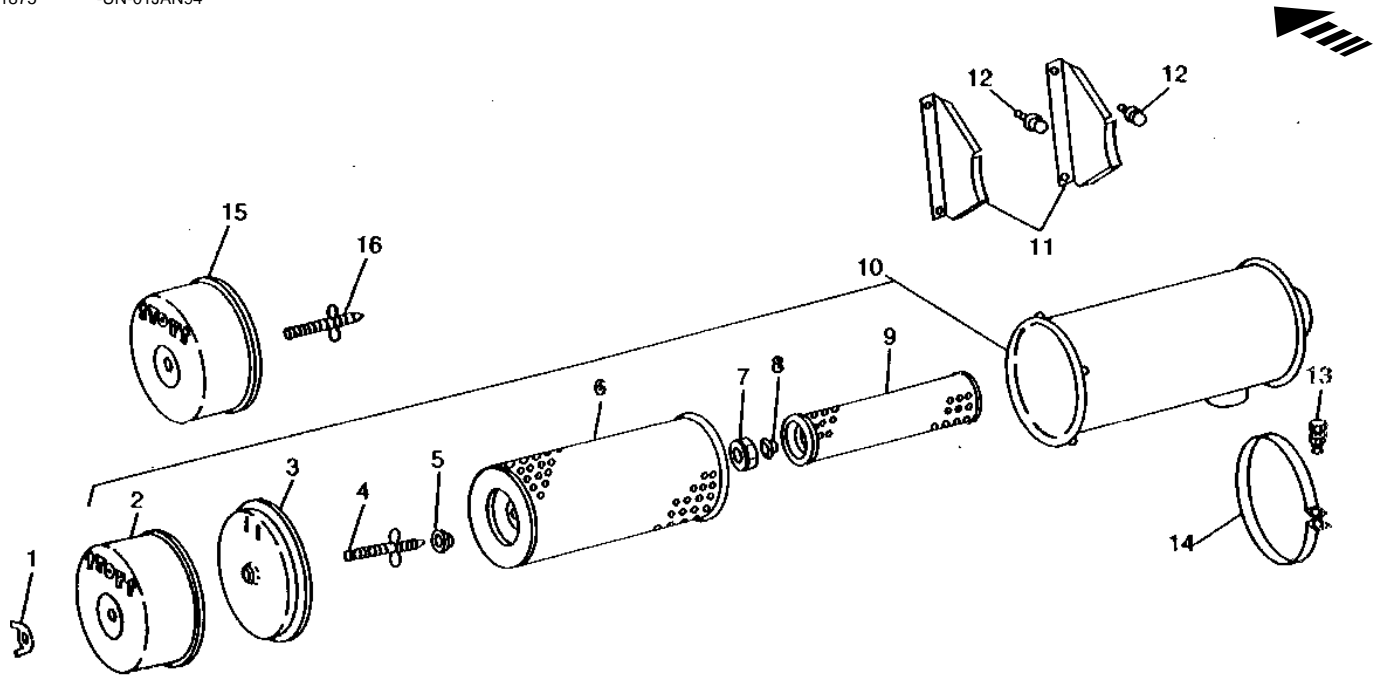
KEY	PART NO.	PART NAME	QTY	SERIAL NO.	REMARKS
1	H84562	FLANGE	1		
2	19H1801	CAP SCREW	3	3/8" X 2"	
	12H304	LOCK WASHER	3	3/8"	
3	H97708	EXHAUST PIPE	1		
4	19H1906	CAP SCREW	1	5/16" X 1-1/2"	
	M40699	NUT	1		
5	24H1136	WASHER	2	11/32" X 11/16" X 0.060"	
6	H92750	HANGER	1		
7	H32239	WASHER	2		
8	19H1801	CAP SCREW	2	3/8" X 2"	
	14H812	NUT	2	3/8"	
9	H89537	CLAMP	2		
10	AH90890	MUFFLER	1		
11	AH95376	ASPIRATOR	1		
12	H97251	HOSE	1		
13	AR86600	CAP	1		

A24

7722 COMBINE

HP1875 -UN-01JAN94

AIR CLEANER



HP1875

KEY	PART NO.	PART NAME	QTY	SERIAL NO.	REMARKS
1	R48723	WING NUT	2		
2	H101348	CAP	1		(USE WITH AH86553)
3	AH86553	PLATE	1		
4	H101349	BOLT	1		(USE WITH AH86553)
5	AR52065	PACKING	1		
6	AR82915	FILTER ELEMENT	1		PRIMARY (4.81 I.D.) (USE WITH AR81313 SECONDARY ELEMENT ONLY)
	AR80652	FILTER ELEMENT	1		PRIMARY (5.23 I.D.) (USE WITH AR80653 OR AR81313 SECONDARY ELEMENTS)
7	E17421	LOCK NUT	1		
8	AR52066	PACKING	1		
9	AR81313	FILTER ELEMENT	1		SAFETY, SECONDARY (4.69 O.D.) (USE WITH AR82915 OR AR80652 PRIMARY ELEMENTS)
	AR80653	FILTER ELEMENT	1		SAFETY SECONDARY (5.15 O.D.) (USE WITH AR80652 PRIMARY ELEMENTS)
10	AH99666	AIR CLEANER	1		(ALSO ORDER (2) H84705)
11	H84701	SUPPORT	2		
12	H76139	SCREW	4		SELF-TAPPING
13	21H1331	SCREW	1		5/16" X 1"
	14H785	NUT	1		5/16"
14	H84705	BAND	2		
15	AH112814	CAP	1		
16	AH112815	BOLT	1		

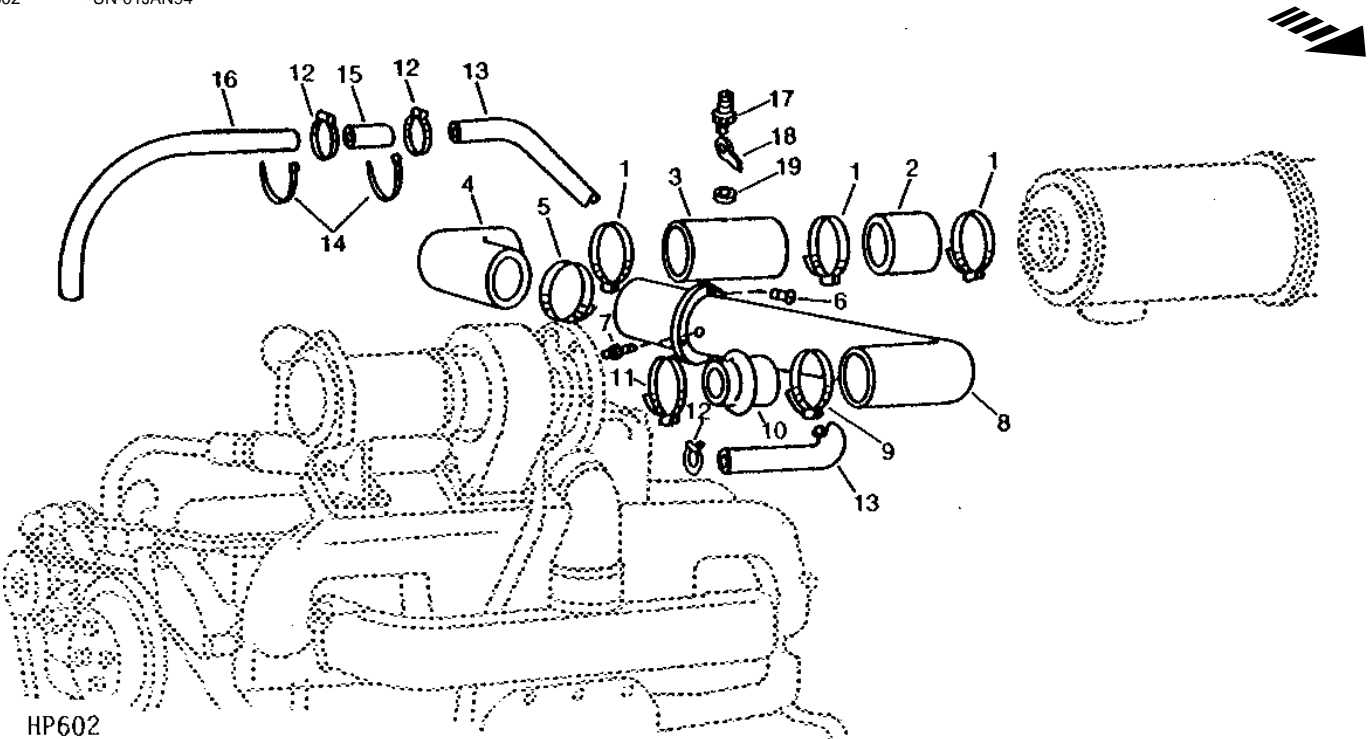
MEMORANDA

A25

7722 COMBINE

HP602 -UN-01JAN94

AIR INTAKE TUBES (AIR CLEANER TO MANIFOLD)



HP602

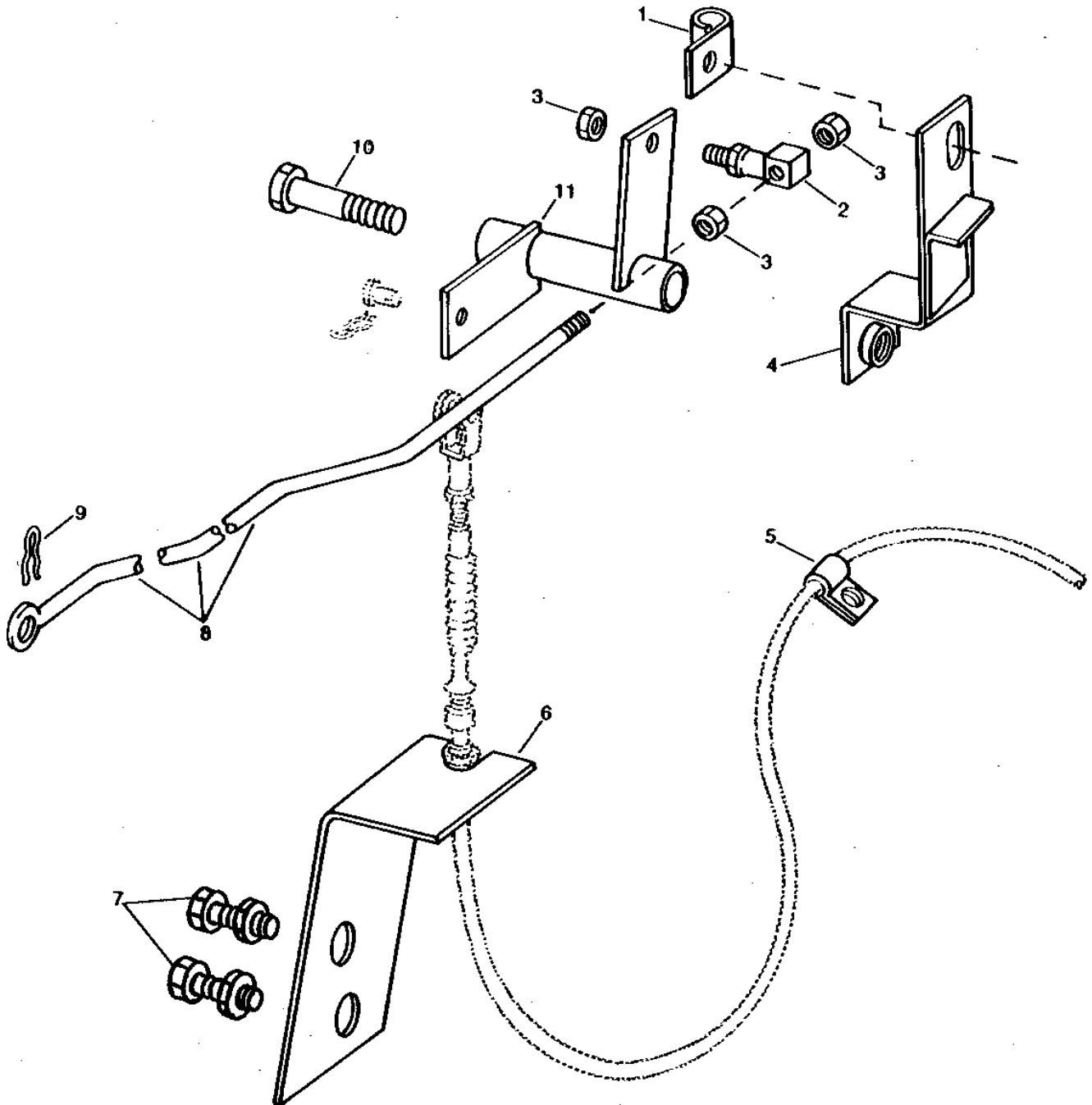
KEY	PART NO.	PART NAME	QTY	SERIAL NO.	REMARKS
1	AH103182	CLAMP	2		
2	R45000	HOSE	1		
3	H131757	TUBE	1		
4	H88782	HOSE	1		
5	AH103182	CLAMP	1		
6	H76139	SCREW	3		SELF-TAPPING
7	15H638	PIPE PLUG	1		1/8"
8	AH99707	TUBE	1		
9	AH103182	CLAMP	1		
10	H84706	HOSE	1		
11	AR85328	CLAMP	1		
12	AR21839	CLAMP	3		
13	H101869	HOSE	1		CRANKCASE VENT
14	H77698	TIE BAND	2		
15	H113759	TUBE	1		
16	TUBE	1	511451-	1295 MM (51") LONG, (CUT FROM H94255)
17	AL32975	TOUCH SWITCH	1		AIR INTAKE VACUUM
18	H100842	CONNECTOR	1		
19	24H1219	WASHER	1		7/16" X 1" X 0.083"

B1

7722 COMBINE

HP1313 -UN-01JAN94

THROTTLE LINKAGE, BELL CRANK, AND CABLE SUPPORTS



HP1313

B2

7722 COMBINE

THROTTLE LINKAGE, BELL CRANK, AND CABLE SUPPORTS - CONTINUED

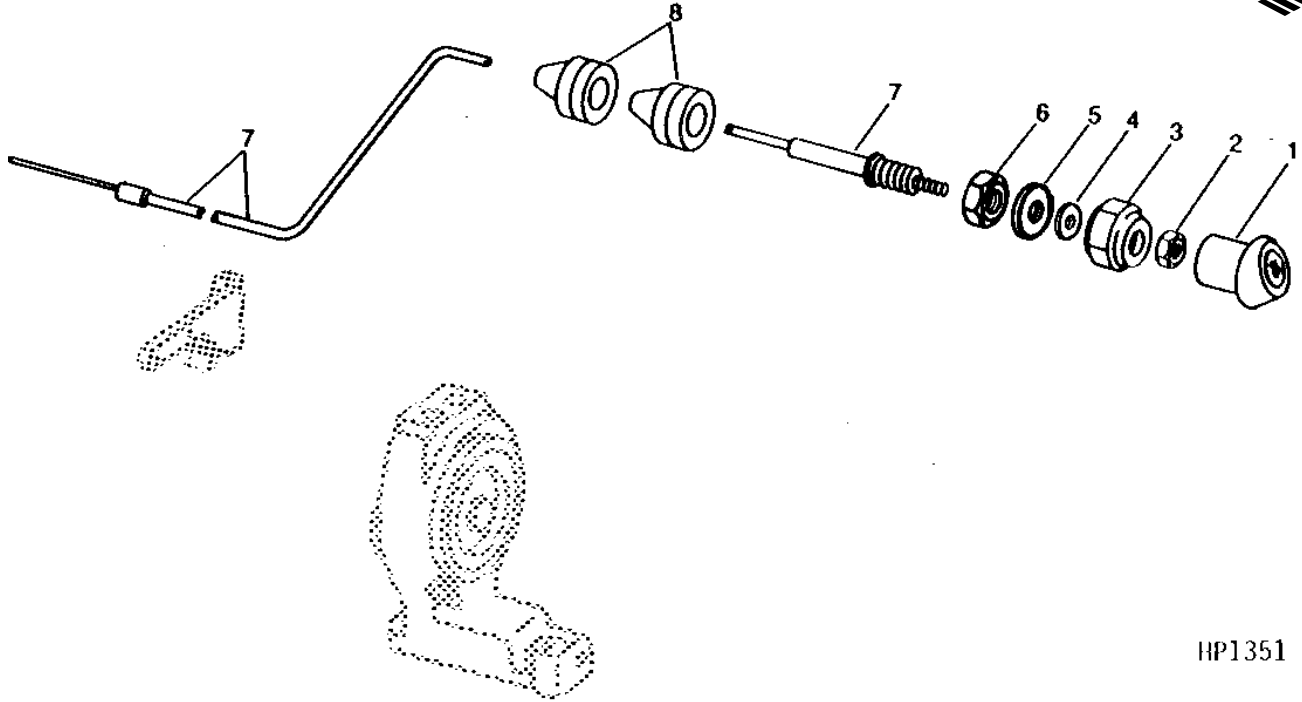
KEY	PART NO.	PART NAME	QTY	SERIAL NO.	REMARKS
1	T32231	CLAMP	1		
2	AH77100	BALL JOINT	1		
3	14H860	NUT	3	1/4"	
4	AH90495	SUPPORT	1		
5	AH11015	CLIP	1		
6	H114694	SUPPORT	1		
7	19H2369	CAP SCREW	2	3/4" X 1"	
	12H236	LOCK WASHER	2	3/4"	
8	H123349	ROD	1		
9	R47646	SPRING LOCKING PIN	1		
10	T22156	BOLT	1		
11	AH90494	LEVER	1		

B3

7722 COMBINE

HP1351 -UN-01JAN94

FUEL SHUT-OFF CONTROL



HP1351

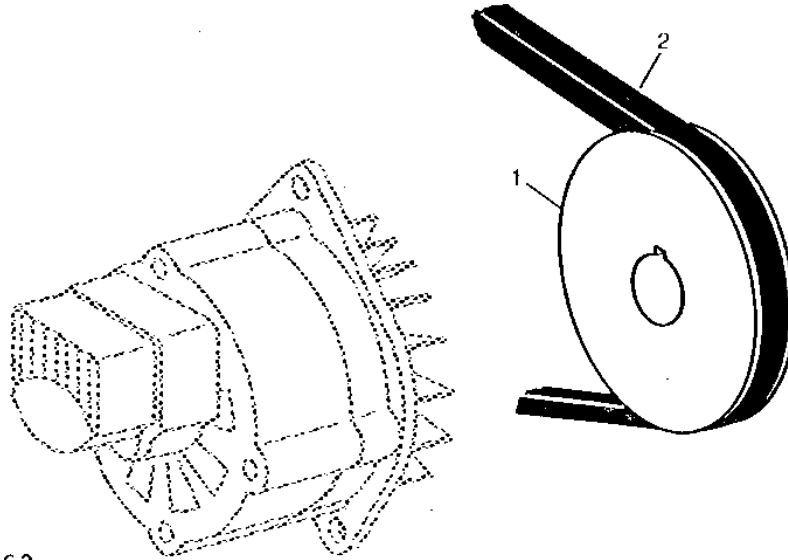
KEY	PART NO.	PART NAME	QTY	SERIAL NO.	REMARKS
1	R55202	KNOB	1		
2	14H649	NUT	1	1/4"	
3	R62899	NUT	1		
4	R62900	WASHER	1		
5	24H1303	WASHER	1	13/32" X 11/16" X 0.065"	
6	14H774	NUT	1	3/8"	
7	AH107361	CABLE	1		
8	H94433	GROMMET	2		

B4

7722 COMBINE

HP2463 -UN-01JAN94

ALTERNATOR SHEAVE AND BELT



HP2463

KEY	PART NO.	PART NAME	QTY	SERIAL NO.	REMARKS
1	H93619	PULLEY	1		
2	H79237	BELT	1	-616100	(SUB H86271)
	H86271	BELT	1		

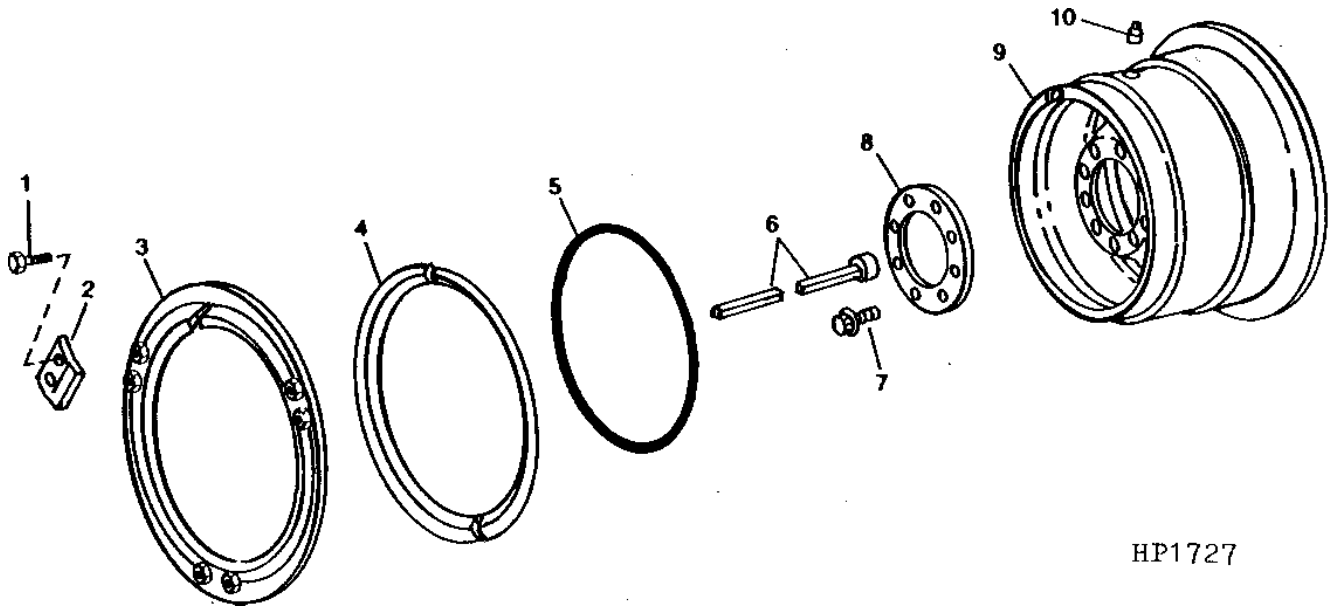
MEMORANDA

B5

7722 COMBINE

HP1727 -UN-01JAN94

DRIVE WHEELS



HP1727

KEY	PART NO.	PART NAME	QTY	SERIAL NO.	REMARKS
1	19H1916	CAP SCREW	6	5/8" X 1"	
2	H105824	PLATE	3		
3	AH104988	FLANGE	1		
4	H105822	RING	1		
5	H111500	O-RING	1		
6	AH112123	SOCKET	1		
7	H87687	CAP SCREW	10		
8	H89431	RING	1		
9	AH123598	BASE	1		
10	AT67275	TIRE VALVE STEM	1		

NOTE: QUANTITIES SHOWN ARE FOR ONE UNIT. TWO UNITS USED PER MACHINE.

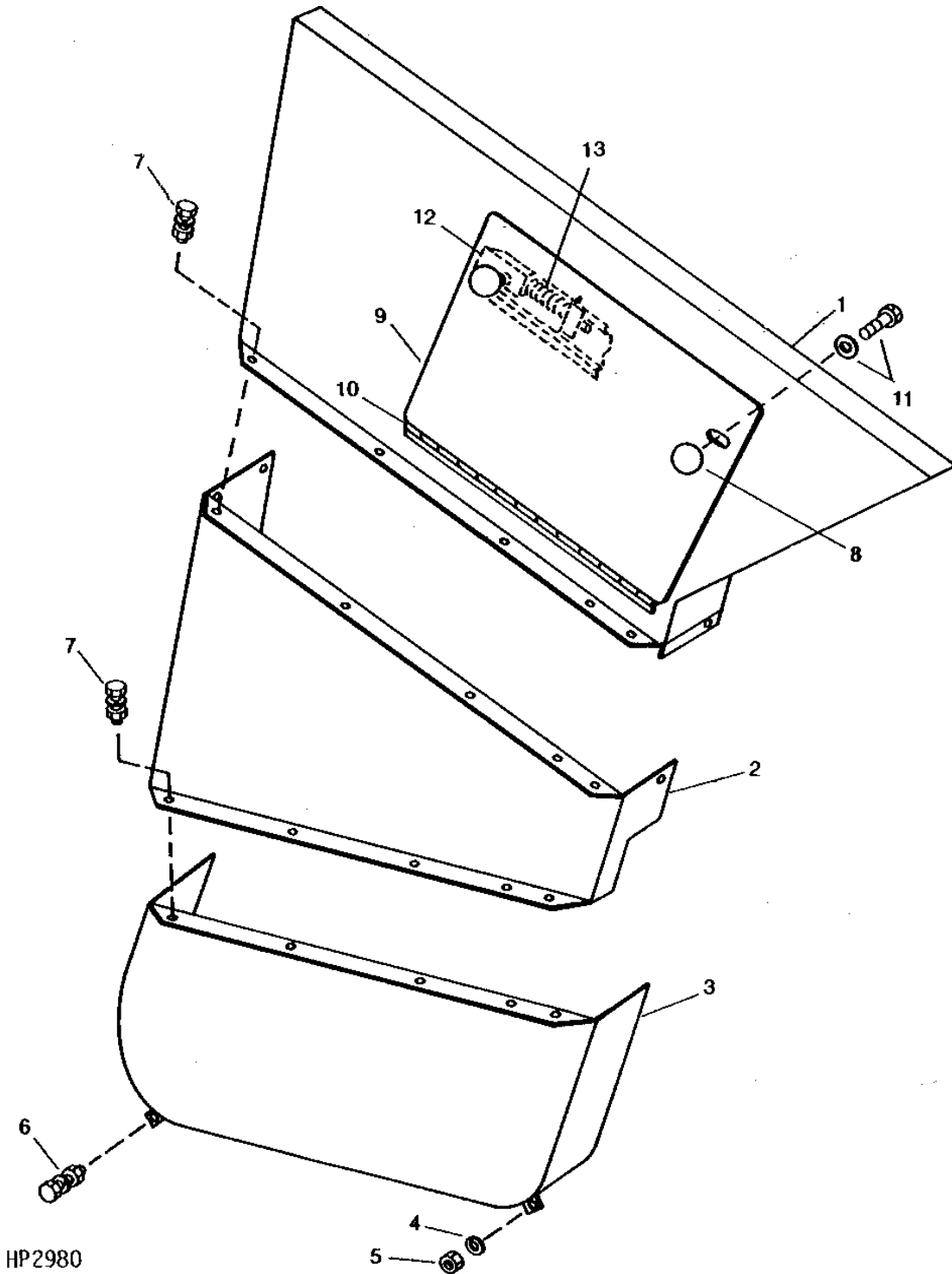
B6

7722 COMBINE

HP2980

-UN-01JAN94

HYDROSTATIC GROUND DRIVE AND FAN DRIVE SHIELDS



HP2980

B7

7722 COMBINE

HYDROSTATIC GROUND DRIVE AND FAN DRIVE SHIELDS - CONTINUED

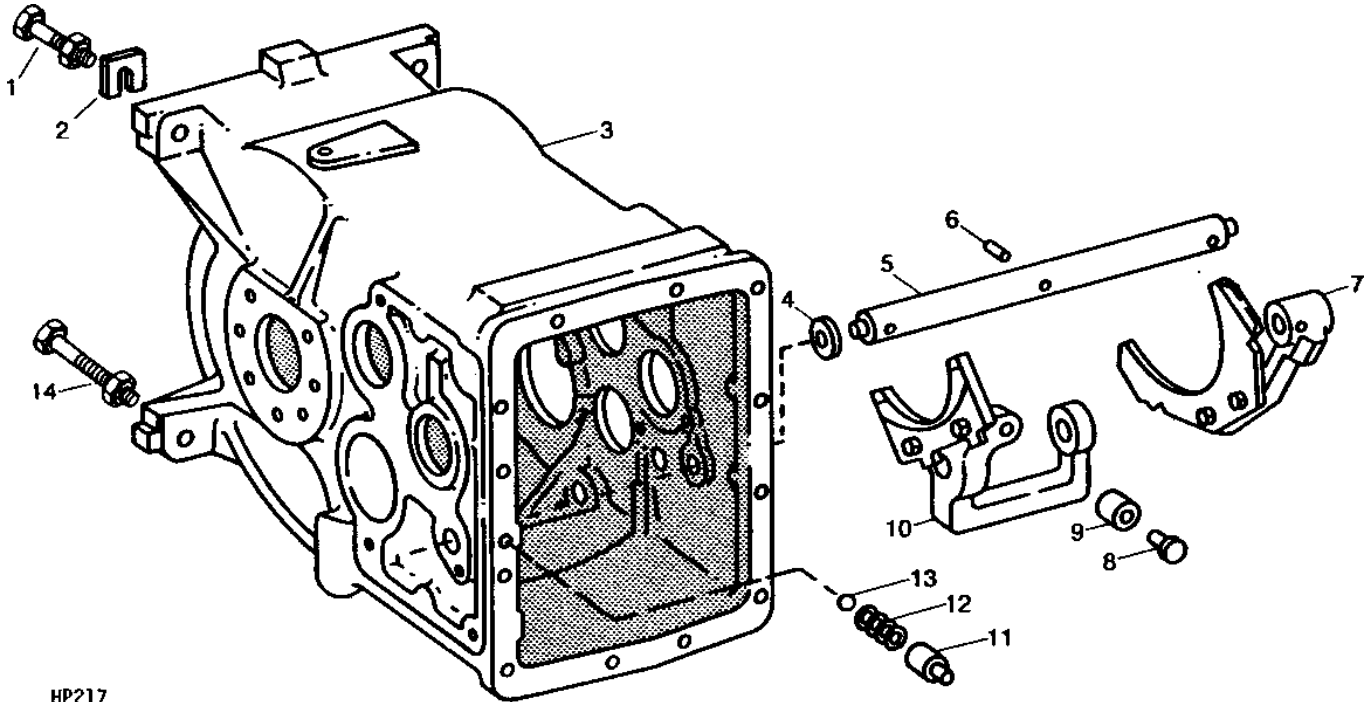
KEY	PART NO.	PART NAME	QTY	SERIAL NO.	REMARKS
1	HAN1515	SHIELD	1		W/DOOR
	HAN1540	SHIELD	1		W/O DOOR
2	HAN1514	SHIELD	1		
3	HAN1587	SHIELD	1		
4	12H304	LOCK WASHER	1	3/8"	
5	14H812	NUT	1	3/8"	
6	19H1800	CAP SCREW	1	3/8" X 1-1/2"	
	12H304	LOCK WASHER	1	3/8"	
	14H812	NUT	1		
7	19H3072	CAP SCREW	10	0.190" X 1/2"	
	12H246	LOCK WASHER	10	0.190"	
	14H778	NUT	10	0.190"	
8	HAN1547	KNOB	2		
9	HAN1523	DOOR	1		
10	HAN1522	PIN	1		
11	19H1765	CAP SCREW	2	3/8" X 1-3/4"	
	24H1119	WASHER	2	25/64" X 1" X 0.065"	
12	HAN1715	LATCH	2		
13	HAN1574	SPRING	2		

B8

7722 COMBINE

TRANSMISSION AND DIFFERENTIAL HOUSING AHD SHIFTER FORKS

HP217 -UN-01JAN94



HP217

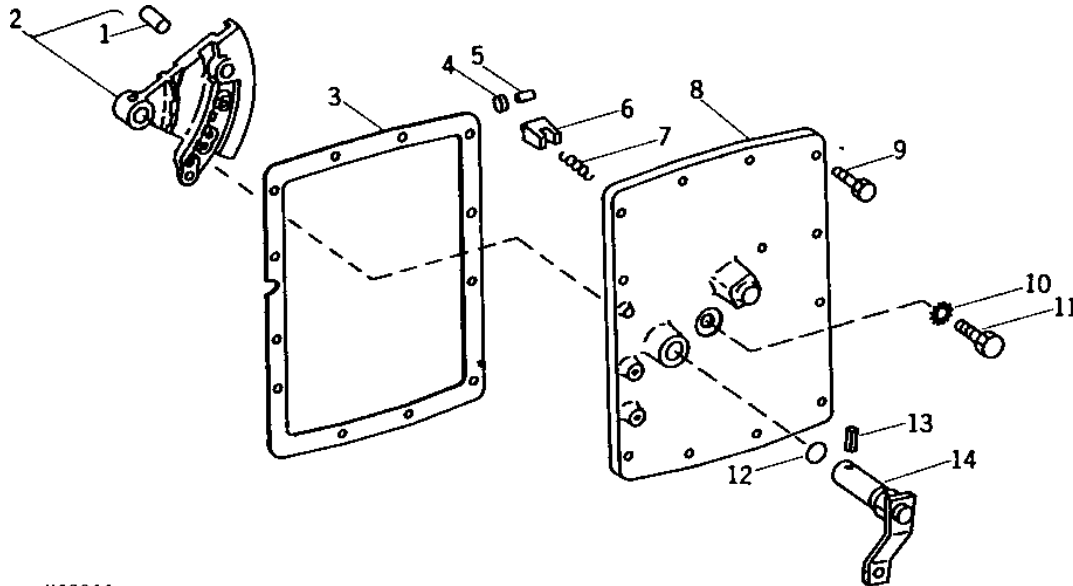
KEY	PART NO.	PART NAME	QTY	SERIAL NO.	REMARKS
1	H100311	BOLT	2		
	12H294	LOCK WASHER	2	5/8"	
	14H1039	NUT	2	5/8"	
2	H80024	SHIM	AR		TRANSMISSION MOUNTING
3	H100841	HOUSING	1		
4	T22260	SEAL	1		
5	H76153	RAIL	1		SHIFTER
6	34H316	SPRING PIN	1		1/4" X 1-1/2"
7	AH75534	SHIFT COLLAR	1		RANGE, (MARKED H75418)
8	H76152	PIN	1		ROLLER
9	R26207	ROLLER	1		
10	AH87599	SHIFTER	1		LOW AND REVERSE, (MARKED H86402)
11	H76496	PIN	1		DETENT
12	T12615	SPRING	1		
13	405R	BALL	1		DETENT
14	19H1439	CAP SCREW	2	5/8" X 3"	
	12H294	LOCK WASHER	2	5/8"	
	14H1039	NUT	2	5/8"	

B9

7722 COMBINE

H32344F -UN-01JAN94

TRANSMISSION AND DIFFERENTIAL HOUSING COVER, GASKET, AND SHIFTER CAM



H32344

KEY	PART NO.	PART NAME	QTY	SERIAL NO.	REMARKS
1	34H327	SPRING PIN	AR		
2	AH75538	CAM	1		5/16" X 1" (MARKED H75422)
3	TY15130	SEALANT	1		
4	H83064	WASHER	1		
5	H80379	DOWEL PIN	1		
6	H80377	GUIDE	1		
7	T27992	SPRING	1		
8	H80376	COVER	1		
9	19H3411	CAP SCREW	9		3/8" X 1-1/8"
	19H1732	CAP SCREW	9		3/8" X 1-1/4"
10	H75516	LOCK WASHER	1		
11	19H1936	CAP SCREW	1		3/8" X 3/4"
12	P48347	O-RING	1		
13	34H351	SPRING PIN	1		3/8" X 1-1/2"
14	AH94519	ARM	1		

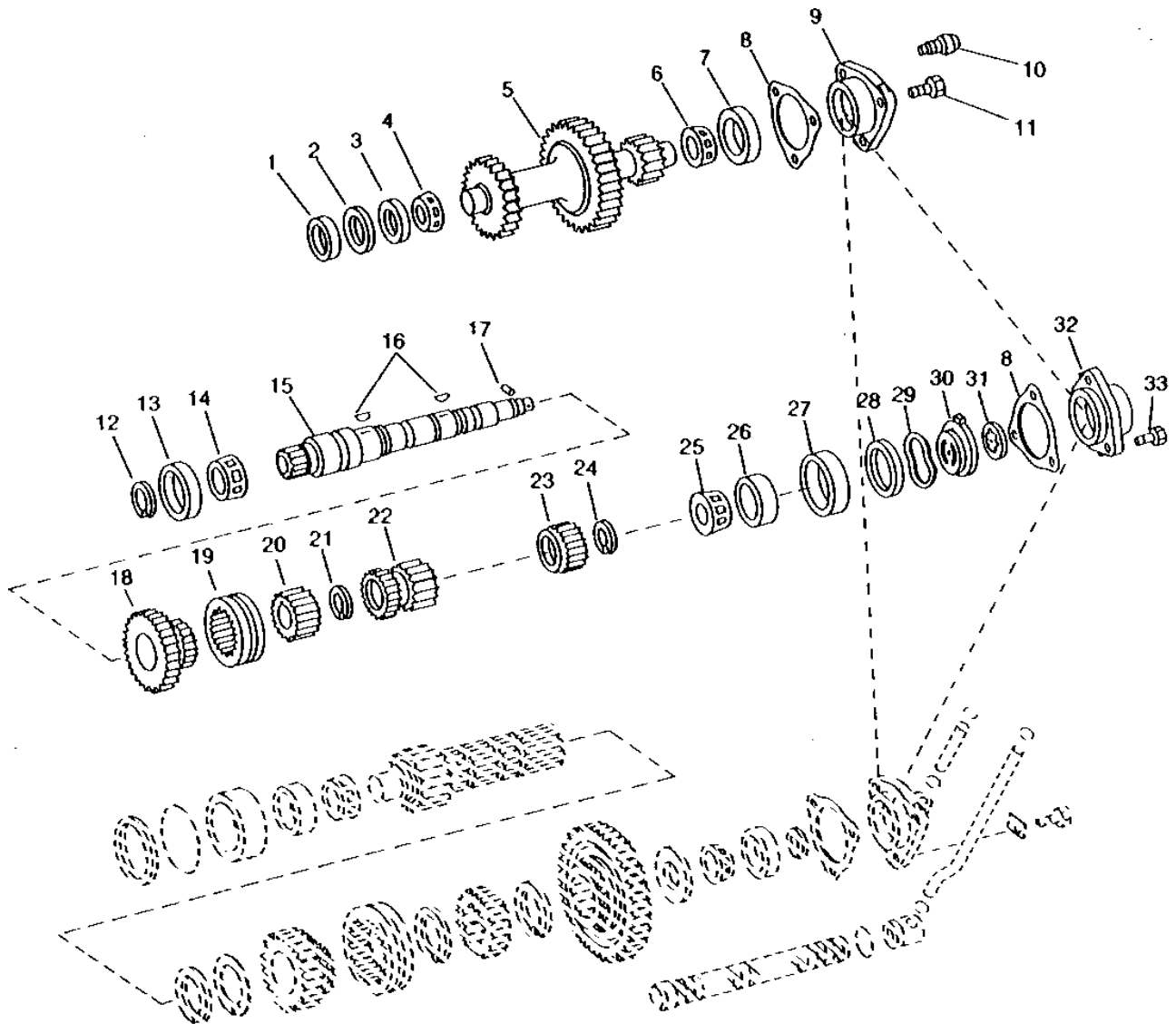
B10

7722 COMBINE

HP2780

-UN-01JAN94

TRANSMISSION COUNTERSHAFT, INPUT SHAFT, GEARS, AND BEARINGS



HP2730

B11

7722 COMBINE

TRANSMISSION COUNTERSHAFT, INPUT SHAFT, GEARS, AND BEARINGS - CONTINUED

KEY	PART NO.	PART NAME	QTY	SERIAL NO.	REMARKS
1	H100839	CAP	1		
2	E12201	SNAP RING	1		
3	JD7449	BEARING CUP	1		
4	JD8134	BEARING CONE	1		
5	H105205	SHAFT	1		
6	JD8979	BEARING	1		
7	JD8267	BEARING CUP	1		
8	H77814	SHIM	AR		.05 MM (0.002") (PLASTIC)
	H77815	SHIM	AR		.076 MM (0.003") (PLASTIC)
	H77816	SHIM	AR		.127 MM (0.005") (ALUMINUM)
	H77817	SHIM	AR		.254 MM (0.010") (ALUMINUM)
	H77818	SHIM	AR		.508 MM (0.020") (ALUMINUM)
9	H77812	CRADLE	1		
10	U14273	BREATHER	1		
11	19H1731	CAP SCREW	3		3/8" X 1"
12	R26214	SNAP RING	AR		1.93 MM (0.076")
	R26215	SNAP RING	AR		2 MM (0.079")
	R26216	SNAP RING	AR		2.08 MM (0.082")
	R26217	SNAP RING	AR		2.16 MM (0.085")
13	JD8237	BEARING CUP	1		
14	JD10182	BEARING CONE	1		
15	AH109692	SHAFT	1		INPUT
16	26H77	SHAFT KEY	2		3/16" X 3/4"
17	H75358	DOWEL PIN	1		DRIVE
18	H105209	PINION	1		23 TOOTH
19	H75183	SHIFT COLLAR	1		
20	R33712	SHIFT COLLAR	1		DRIVE
21	R26218	SNAP RING	1		
22	H105206	PINION	1		15 TOOTH
23	H111170	SPACER	1		
24	R33475	SNAP RING	1		
25	JD8294	BEARING CONE	1		
26	H77811	SLEEVE	1		
27	JD8257	BEARING CUP	1		
28	H82233	BUSHING	1		
29	H82232	WASHER	1		
30	H82234	PLATE	1		
31	AH76501	ROTOR	1		
32	H82231	HOUSING	1		
33	19H1731	CAP SCREW	3		3/8" X 1"

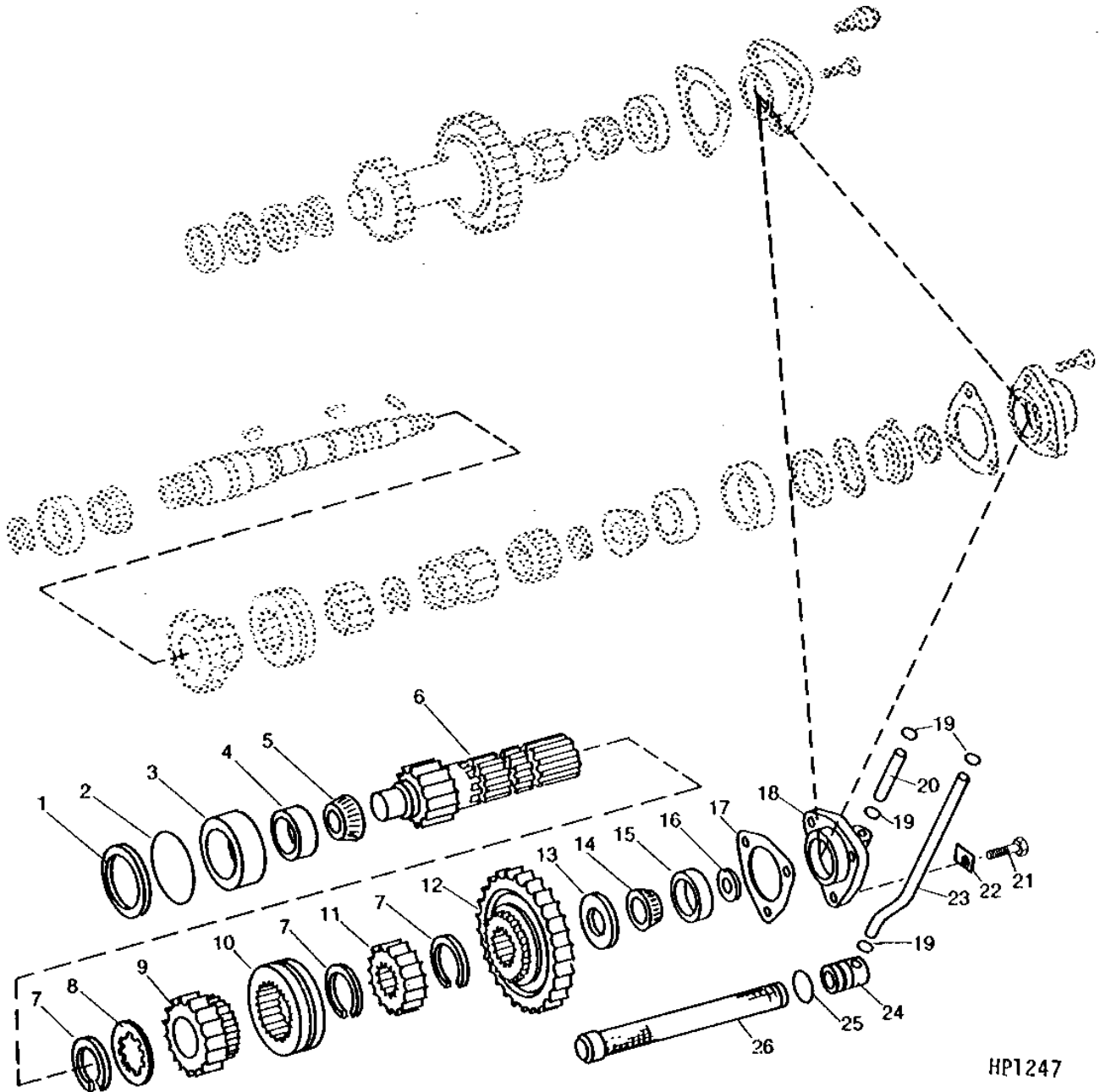
B12

7722 COMBINE

HP1247

-UN-01JAN94

TRANSMISSION PINION SHAFT, GEARS AND BEARINGS



HP1247

B13

7722 COMBINE

TRANSMISSION PINION SHAFT, GEARS, AND BEARINGS - CONTINUED

KEY	PART NO.	PART NAME	QTY	SERIAL NO.	REMARKS
1	H93764	SNAP RING	1		
2	R11120	O-RING	1		
3	H93763	EXHAUST CAP	1		L.H.
4	JD8257	BEARING CUP	1		
5	JD8947	BEARING CONE	1		
6	H105336	SHAFT	1		(22 T00TH)
7	R26265	SNAP RING	3		
8	H103167	WASHER	1		
9	H105207	GEAR	1		THIRD AND FOURTH
10	H80998	SHIFT COLLAR	1		
11	R33510	GEAR	1		DRIVE, SPLINED
12	AR87813	GEAR	1		WITH BUSHING, (MARKED R67423)
13	H75359	WASHER	1		
14	JD8295	BEARING CONE	1		
15	JD8267	BEARING CUP	1		
16	R35164	SNAP RING	AR		1.93 MM (0.076")
	R35165	SNAP RING	AR		2.01 MM (0.079")
	R35166	SNAP RING	AR		2.08 MM (0.082")
	R35167	SNAP RING	AR		2.16 MM (0.085")
	R40713	SNAP RING	AR		2.24 MM (0.088")
	R40714	SNAP RING	AR		2.31 MM (0.091")
	R40715	SNAP RING	AR		2.39 MM (0.094")
17	H77814	SHIM	AR		.05 MM (0.002") (PLASTIC)
	H77815	SHIM	AR		.076 MM (0.003") (PLASTIC)
	H77816	SHIM	AR		.127 MM (0.005") (ALUMINUM)
	H77817	SHIM	AR		.254 MM (0.010") (ALUMINUM)
	H77818	SHIM	AR		.508 MM (0.020") (ALUMINUM)
18	H77813	CRADLE	1		
19	R394R	O-RING	4		
20	H77805	BUSHING	1		
21	H78580	CAP SCREW	1		
	19H1731	CAP SCREW	2		3/8" X 1"
22	H77822	CLAMP	1		OIL LINE
23	H77819	LINE	1		
24	H77820	FITTING	1		OIL LINE
25	A3606R	O-RING	1		
26	AH76502	STRAINER	1		

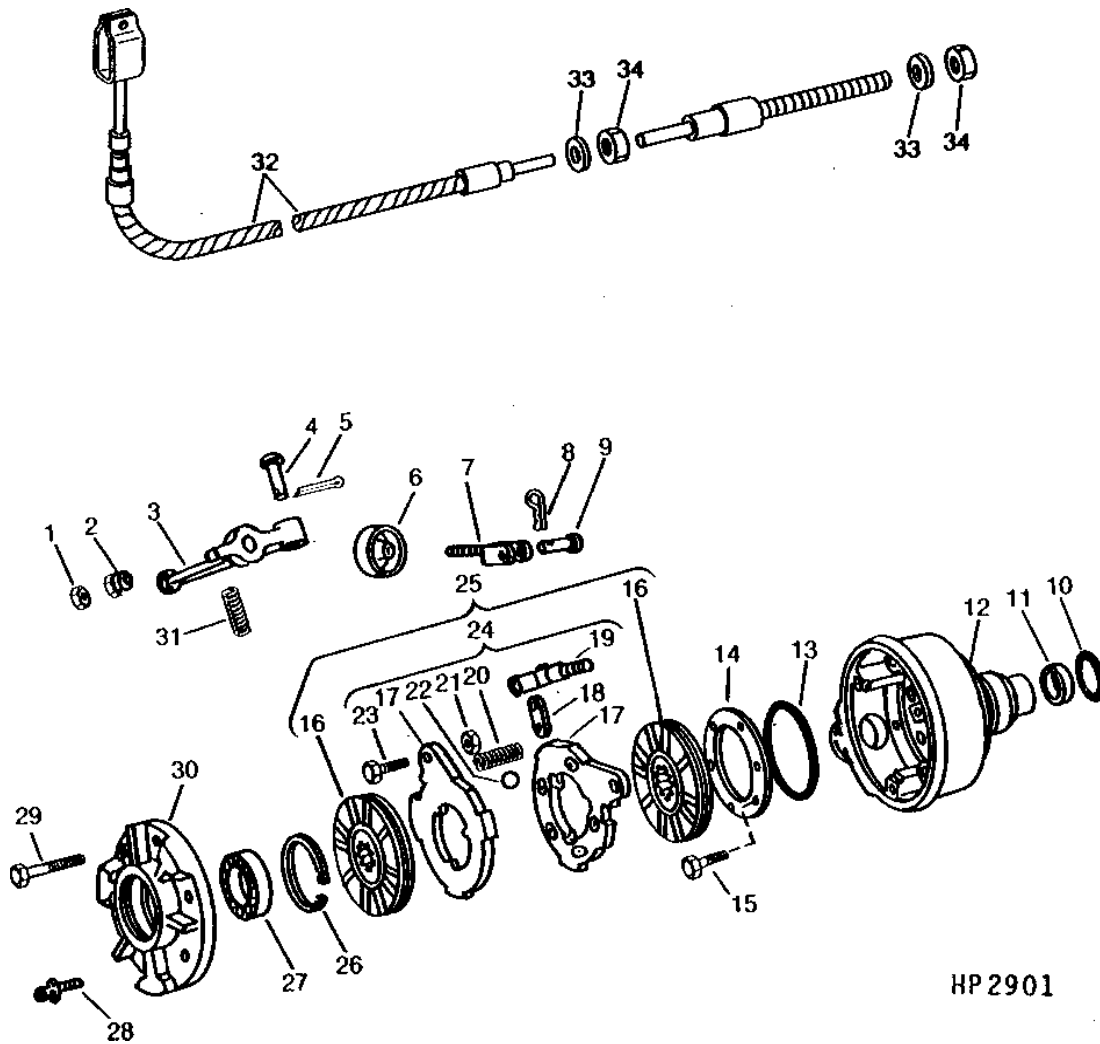
B14

7722 COMBINE

HP2901

-UN-01JAN94

PARKING BRAKE AND HOUSING (LEFT-HAND ILLUSTRATED)



HP 2901

B15

7722 COMBINE

PARKING BRAKE AND HOUSING (LEFT-HAND ILLUSTRATED) - CONTINUED

KEY	PART NO.	PART NAME	QTY	SERIAL NO.	REMARKS
1	14H934	NUT	1	7/16"	
2	H33513	NUT	1	ADJUSTING	
3	H100150	ARM	1	ACTUATING	
4	H31444	PIN	1		
5	11H236	COTTER PIN	1	1/8" X 1"	
6	H79514	BOOT	1		
7	H79512	YOKE	1		
8	J16931	SPRING LOCKING PIN	1		
9	L364T	PIN	1		
10	P48403	O-RING	1	(USE WITH L.H. HOUSING)	
11	AN85022	SEAL	1		
12	H97756	HOUSING	1	R.H.	
	H97755	HOUSING	1	L.H.	
13	R27796	O-RING	1	(USE WITH R.H. HOUSING)	
14	H84652	SHIM	AR	STEEL	
	H84653	SHIM	AR	STEEL	
	H84654	SHIM	AR	STEEL	
	H84655	SHIM	AR	STEEL	
15	19H1792	CAP SCREW	1	1/2" X 1"	
	19H1732	CAP SCREW	1	3/8" X 1-1/4"	
16	AH77300	BRAKE DISK	2	DRIVEN	
17	H11318	DISK	2	ACTUATING	
18	H33511	LINK	1	-616100	PLAIN
	H33511	LINK	2	616101-	
19	AH19841	LINK	1	-616100	YOKE TYPE
20	P47704	EXTENSION SPRING	3		
21	14H882	NUT	2	5/16"	
22	M830T	BALL	5		
23	P48685	STUD	1		
24	AH19840	DISK	1		
25	AH81870	BRAKE	1	DOUBLE DISK	
26	U45829	SNAP RING	1		
27	JD8517	BALL BEARING	1		
28	T21147	EYEBOLT	1		
29	19H1731	CAP SCREW	5	3/8" X 1", L.H.	
	19H2228	CAP SCREW	5	3/8" X 4", R.H.	
	12H304	LOCK WASHER	10	3/8"	
30	H99402	COVER	1		
31	B27355	SPRING	1		
32	AH118779	CABLE	1		
33	H77337	WASHER	2		
34	14H778	NUT	2	0.190"	

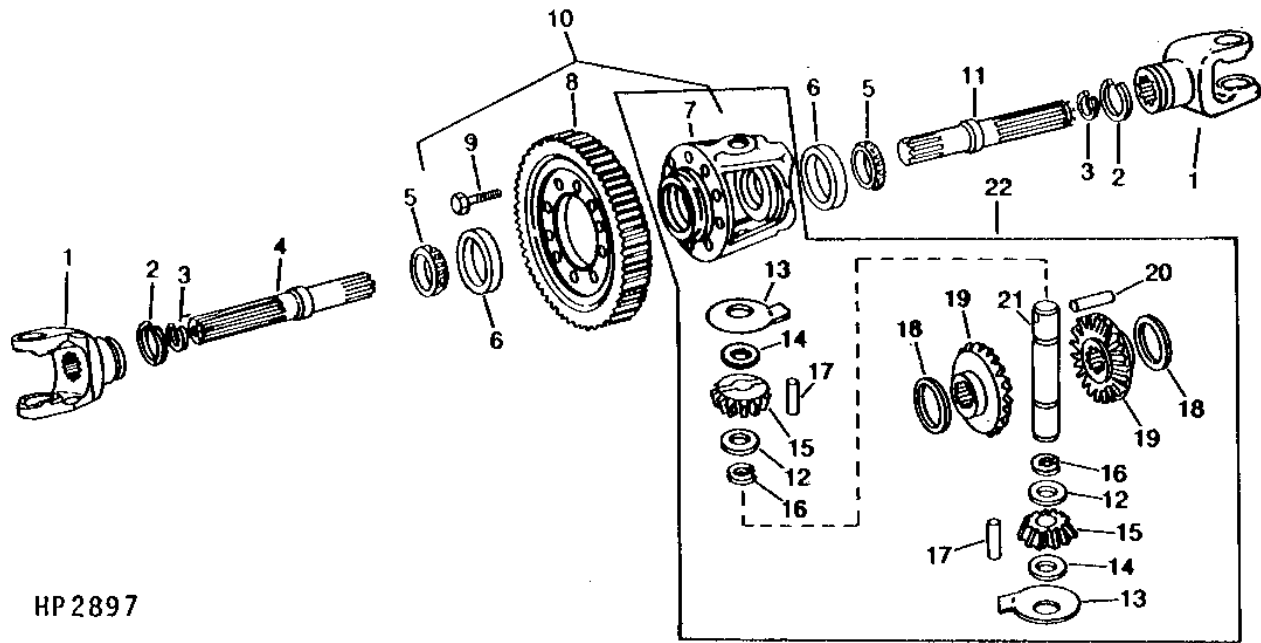
NOTE: QUANTITIES SHOWN ARE FOR ONE UNIT. TWO UNITS USED PER MACHINE.

B16

7722 COMBINE

HP2897 -UN-01JAN94

DIFFERENTIAL



HP 2897

KEY	PART NO.	PART NAME	QTY	SERIAL NO.	REMARKS
1	HAN1285	YOKE	2		
2	P46769	SNAP RING	2		
3	R33405	SNAP RING	2		
4	H81772	SHAFT	1	L.H.	
5	JD8147	BEARING CONE	2		
6	JD7425	BEARING CUP	2		
7	H114341	HOUSING	1		
8	H97753	RING GEAR	1		
9	19H3299	CAP SCREW	10	1/2" X 1-1/4"	
10	AH112260	GEAR	1		
11	H81771	SHAFT	1	R.H.	
12	R70113	THRUST WASHER	2		
13	H114342	THRUST WASHER	2		
14	R70112	THRUST WASHER	2		
15	H80880	ROD	2		
16	R70114	SNAP RING	2		
17	R70115	NEEDLE ROLLER	52		
18	H92184	WASHER	2		
19	H92308	GEAR	2		
20	34H357	SPRING PIN	1		
21	H113134	PIN	1		
22	AH115259	DIFFERENTIAL	1		

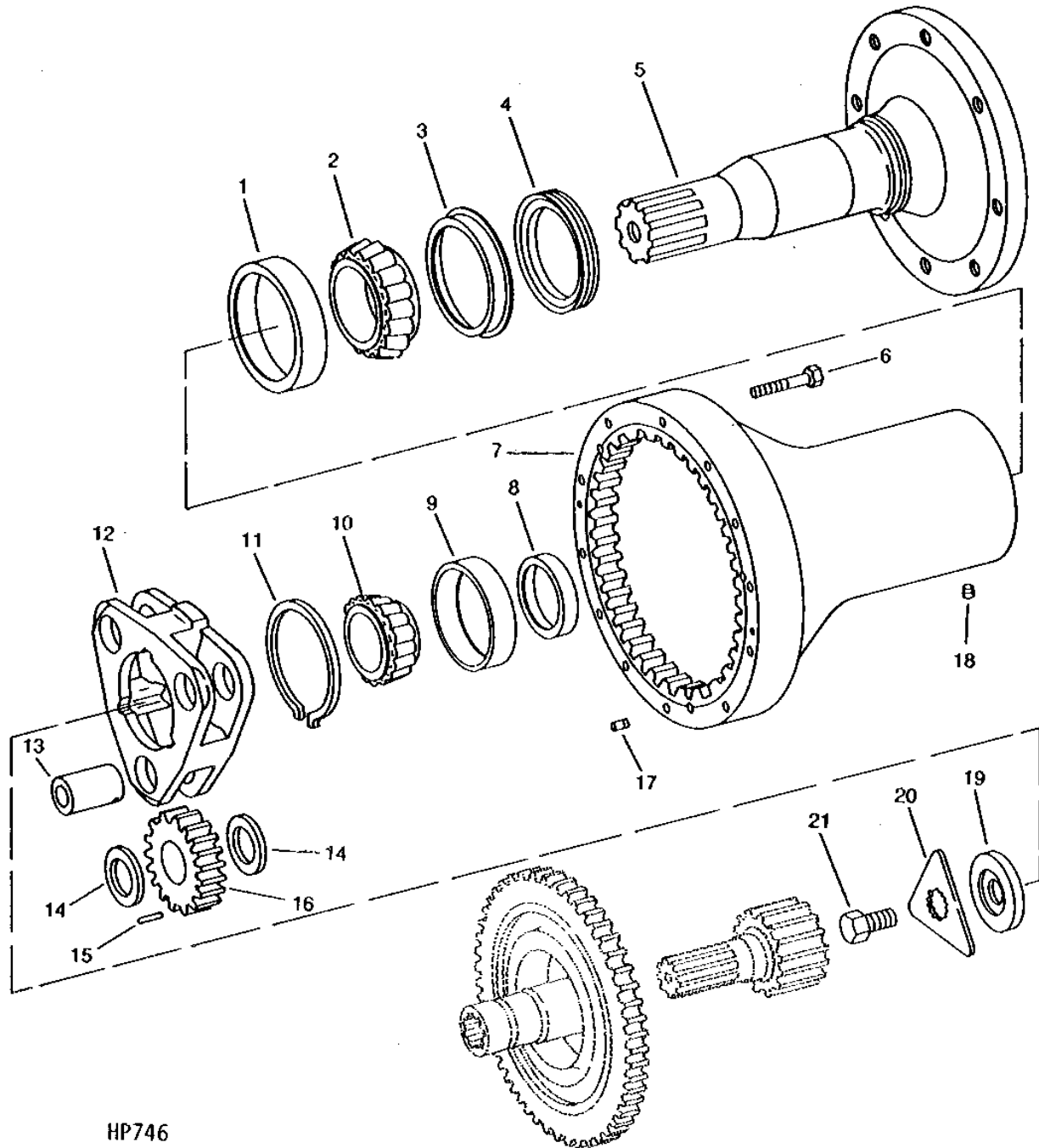
MEMORANDA

B17

7722 COMBINE

HP746 -UN-01JAN94

FINAL DRIVE AXLE SHAFT, OUTER HOUSING, PLANETARY PINION, AND BEARINGS



HP746

B18

7722 COMBINE

FINAL DRIVE AXLE SHAFT, OUTER HOUSING, PLANETARY PINION AND BEARINGS -CONTINUED

KEY	PART NO.	PART NAME	QTY	SERIAL NO.	REMARKS
1	JD9127	BEARING CUP	1		
2	JD9069	BEARING CONE	1		
3	R52015	SEAL	1		
4	AR57103	SEAL	1		
5	H97917	SPINDLE	1		
6	19H3028	CAP SCREW	12		5/8" X 8-1/2"
7	AH125623	HOUSING	1		
8	AR98650	SEAL	1		
9	JD9120	BEARING CUP	1		
10	JD8956	BEARING CONE	1		
11	R33029	SNAP RING	1		
12	R69446	PLANET PINION CARRIER	1	-616025	
	R82917	PLANET PINION CARRIER	1	616026-	
13	R63112	PINION SHAFT	3		
14	R33022	THRUST WASHER	6		
15	R33028	NEEDLE ROLLER	33		
16	R33004	PINION	3		
17	R65499	DOWEL PIN	3		
18	15H559	PIPE PLUG	1		1/4"
19	R69207	WASHER	1	-616025	
	R82918	WASHER	1	616026-	
20	R26012	LOCK PLATE	1		
21	H125759	SCREW	1		

NOTE: QUANTITIES SHOWN ARE FOR ONE UNIT. TWO UNITS USED PER MACHINE.

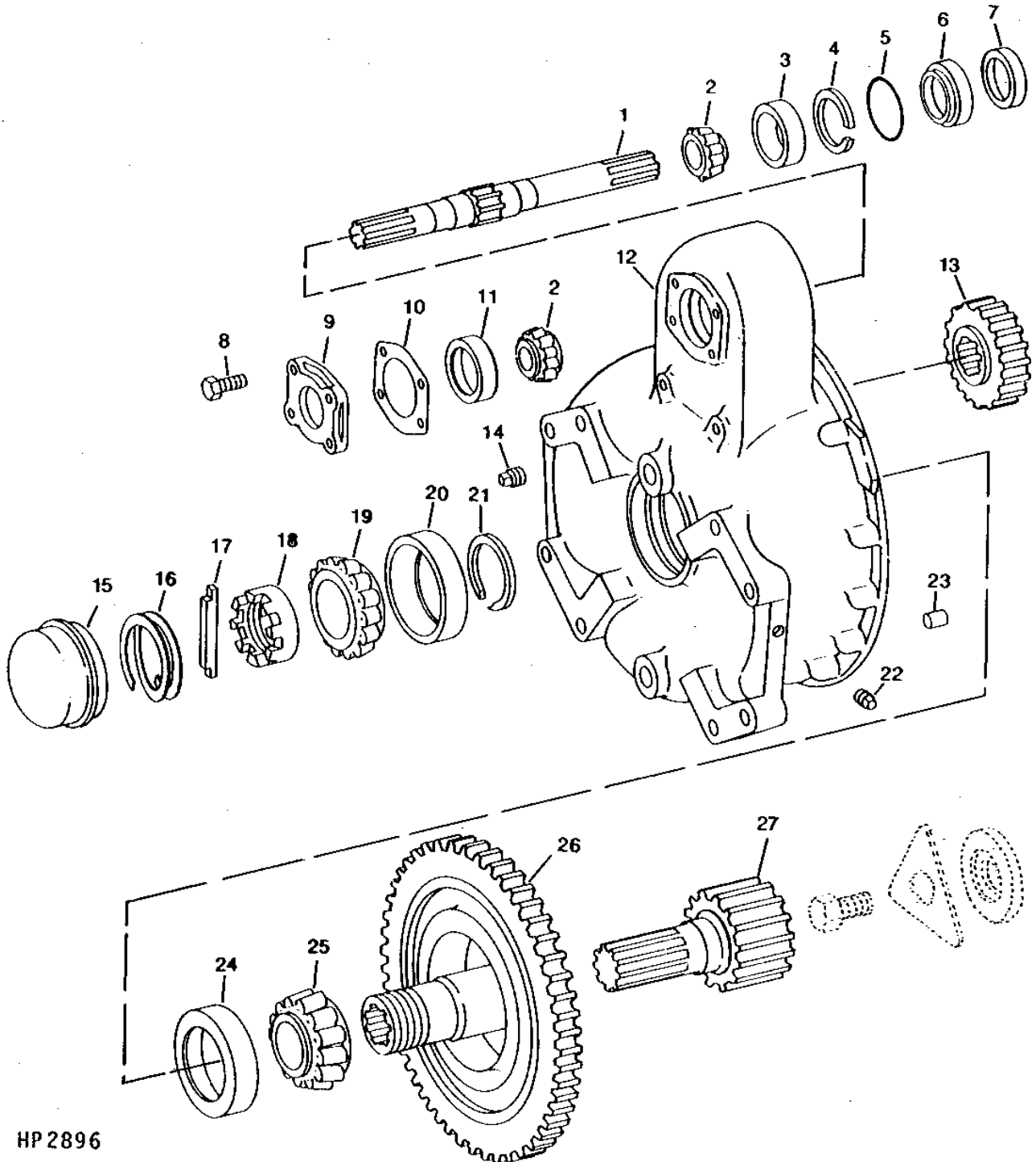
B19

7722 COMBINE

HP2896

-UN-01JAN94

FINAL DRIVE PINION SHAFT, INNER HOUSING, GEARS AND BEARINGS



HP 2896

B20

7722 COMBINE

FINAL DRIVE PINION SHAFT, INNER HOUSING, GEARS AND BEARINGS - CONTINUED

KEY	PART NO.	PART NAME	QTY	SERIAL NO.	REMARKS
1	H130305	SHAFT	1		
2	JD7222	BEARING CONE	2		
3	JD7294	BEARING CUP	1		
4	P45313	SNAP RING	1		
5	U12331	O-RING	1		
6	H130314	INSERT	1		
7	AH81622	SEAL	1		
8	19H1732	CAP SCREW	4	3/8" X 1-1/4"	
9	H93676	QUILL	1		
10	H75711	SHIM	AR	PLASTIC, 0.05MM (0.002")	
	H75713	SHIM	AR	PLASTIC, .127MM (0.005")	
	H75714	SHIM	AR	STEEL, .254MM (0.010")	
	H75715	SHIM	AR	STEEL, .508MM (0.020")	
11	JD8285	BEARING CUP	1		
12	H93510	HOUSING	1		
13	H93510	HOUSING	1	18 TOOTH	
14	P46369	PLUG	1		
15	H76441	CAP	1		
16	P48703	SNAP RING	1		
17	H93681	KEY	1		
18	H103538	NUT	1		
19	JD9091	BEARING CONE	1		
20	JD9146	BEARING CUP	1		
21	R81R	SNAP RING	1		
22	15H584	PIPE PLUG	1	1/2"	
23	R54380	DOWEL PIN	2		
24	JD9132	BEARING CUP	1		
25	JD9075	BEARING CONE	1		
26	AH92928	GEAR	1	75 TOOTH	
27	H93670	PINION	1		

NOTE: QUANTITIES SHOWN ARE FOR ONE UNIT. TWO UNITS USED PER MACHINE.

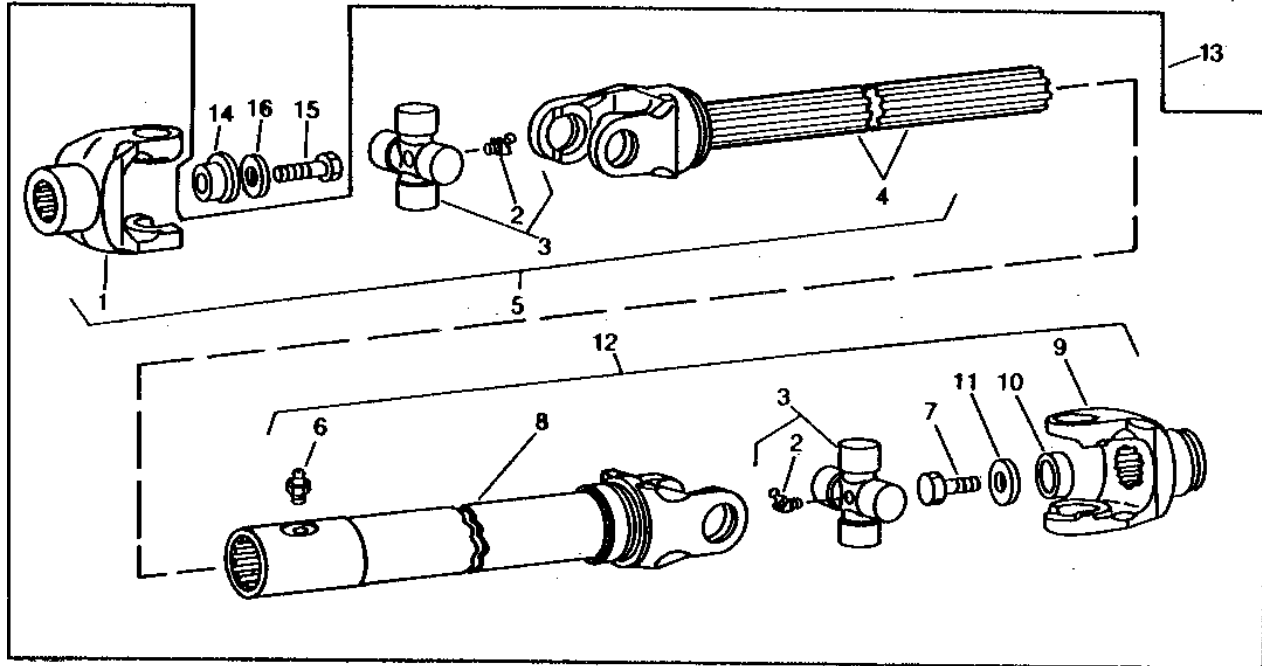
MEMORANDA

B21

7722 COMBINE

HP2894 -UN-01JAN94

FINAL DRIVE SHAFT



HP2894

KEY	PART NO.	PART NAME	QTY	SERIAL NO.	REMARKS
1	HAN1217	YOKE	1		
2	HAN1281	LUBRICATION FITTING	2		
3	HAN1280	UNIVERSAL JOINT BEARING	2		
4	HAN1282	SHAFT	1		
5	HAN1121	SHAFT	1		
6	JD7759	LUBRICATION FITTING	1		
7	19H1900	CAP SCREW	1	5/16" X 3/4"	
8	HAN1284	SLEEVE	1		
9	HAN1285	YOKE	1		
10	HAN1168	SPACER	1		
11	HAN1169	WASHER	1		
12	HAN1122	SHAFT	1		
13	HAN1120	UNIVERSAL DRIVESHAFT	1		
14	HAN1752	SPACER	1		
15	19H3239	CAP SCREW	1	3/8" X 1-1/4"	
16	12H304	LOCK WASHER	1	3/8"	

NOTE: QUANTITIES SHOWN ARE FOR ONE UNIT. TWO UNITS USED PER MACHINE.

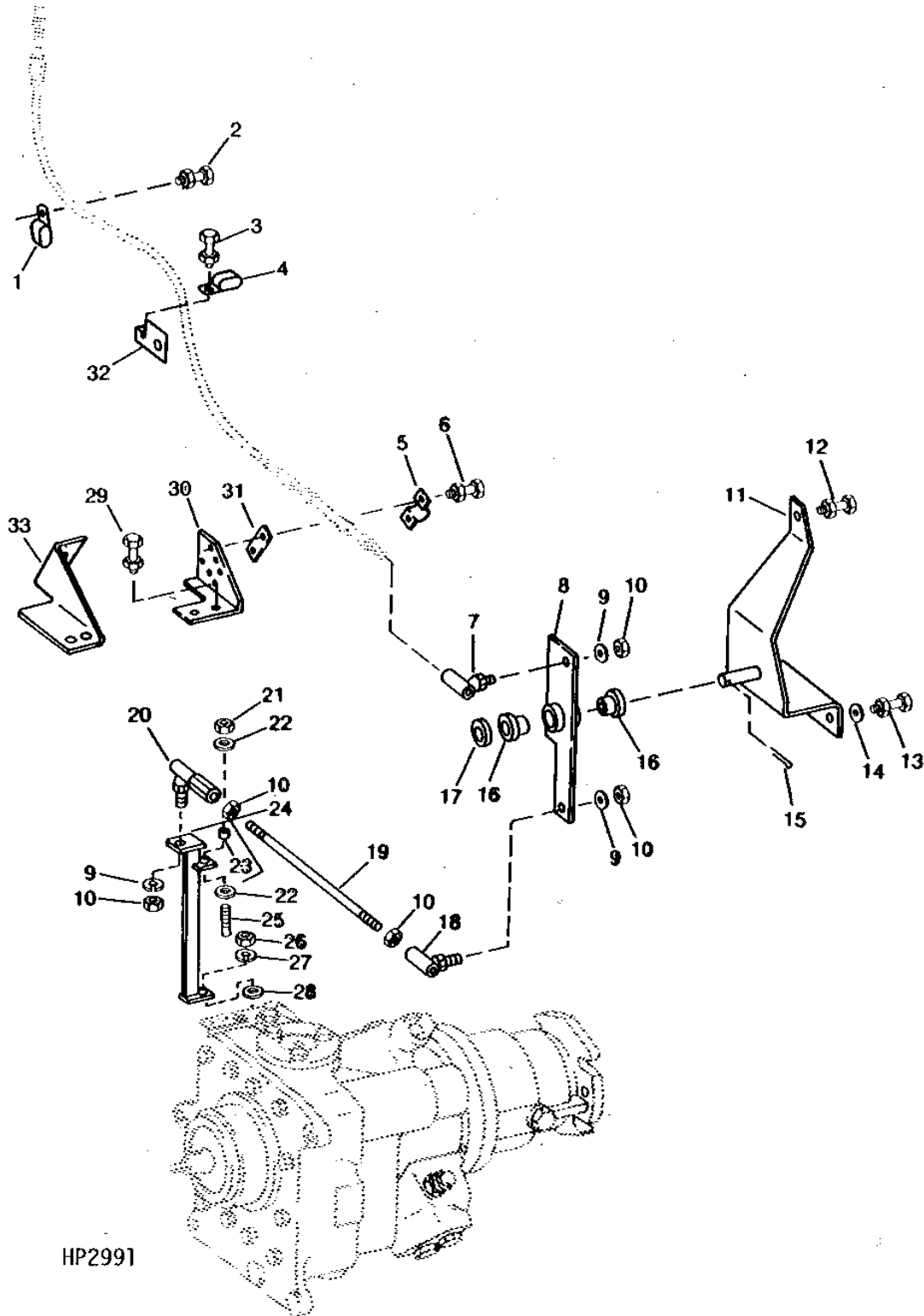
B22

7722 COMBINE

HP2991

-UN-01JAN94

HYDROSTATIC DRIVE CONTROL CABLE MOUNTING



HP2991

B23

7722 COMBINE

HYDROSTATIC DRIVE CONTROL CABLE MOUNTING - CONTINUED

KEY	PART NO.	PART NAME	QTY	SERIAL NO.	REMARKS
1	AH77869	CLIP	1		
2	N10216	SELF-LOCKING SCREW	1		
	12H302	LOCK WASHER	1	1/4"	
	14H786	NUT	1	1/4"	
3	19H1900	CAP SCREW	1	5/16" X 3/4"	
	12H303	LOCK WASHER	1	5/16"	
	14H785	NUT	1	5/16"	
4	AH78237	CLAMP	1		
5	H100165	CLAMP	1		
6	19H2961	SCREW	2	0.190" X 3/4"	
	12H246	LOCK WASHER	2	0.190"	
	14H778	NUT	2	0.190"	
7	AH98290	BALL JOINT	1		
8	AH96775	SUPPORT	1		
9	12H303	LOCK WASHER	3	5/16"	
10	14H650	NUT	5	5/16"	
11	AH96774	SUPPORT	1		
12	N112200	SELF-LOCKING SCREW	1		
	N10213	LOCK NUT	1		
13	19H1731	CAP SCREW	2	3/8" X 1"	
	12H304	LOCK WASHER	2	3/8"	
	14H812	NUT	2	3/8"	
14	24H1304	WASHER	1	13/32" X 23/32" X 0.120"	
15	11H234	COTTER PIN	1	3/32" X 1"	
16	H93442	WASHER	2		
17	24H1338	WASHER	1	33/64" X 7/8" X 0.048"	
18	AM38782	BALL JOINT	1		
19	H99861	STUD	1		
20	AH98289	BALL JOINT	1		
21	14H809	NUT	1	1/2"	
22	24H1211	WASHER	2	9/16" X 1-3/8" X 0.105", (REMOVE HEAD)	
23	HAN1498	BUSHING	1	(BRONZE)	
24	HAN1590	LINK	1	(W/BUSHING)	
25	19H1930	CAP SCREW	1	1/2" X 2-1/2"	
26	14H850	NUT	1	1/4"	
27	12H297	LOCK WASHER	1	1/4"	
28	H81621	WASHER	1		
29	19H1731	CAP SCREW	1	3/8" X 1"	
	12H304	LOCK WASHER	1	3/8"	
	14H812	NUT	1	3/8"	
30	H105280	ANGLE	1		
31	E52149	STRAP	1		
32	H99524	BRACKET	1		
33	HAN1690	BRACKET	1		

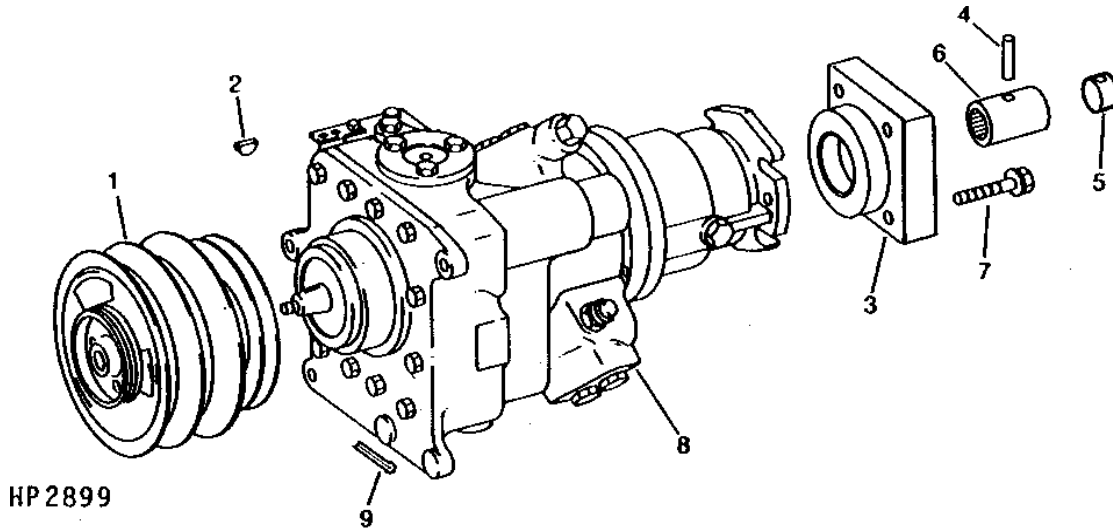
MEMORANDA

B24

7722 COMBINE

HP2899 -UN-01JAN94

HYDROSTATIC DRIVE UNIT, SUPPORTS AND SHEAVE



KEY	PART NO.	PART NAME	QTY	SERIAL NO.	REMARKS
1	HAN1089	SHEAVE	1		
2	26H41	SHAFT KEY	1	5/16" X 2-1/8"	
3	HAN1178	PLATE	1		
4	34H132	SPRING PIN	1	3/8" X 2"	
5	HAN1179	SPACER	1		
6	H106283	SPLINED COUPLING	1		
7	HAN1180	STUD	4	1/2" X 3"	
8	AH112682	TRANSMISSION	1	(INCLUDES H77201) (REMANUFACTURED) (EATON)	
	AH119037	TRANSMISSION	1	(REMANUFACTURED) (SUNDSTRAND)	
9	11H237	COTTER PIN	1	1/8" X 2"	

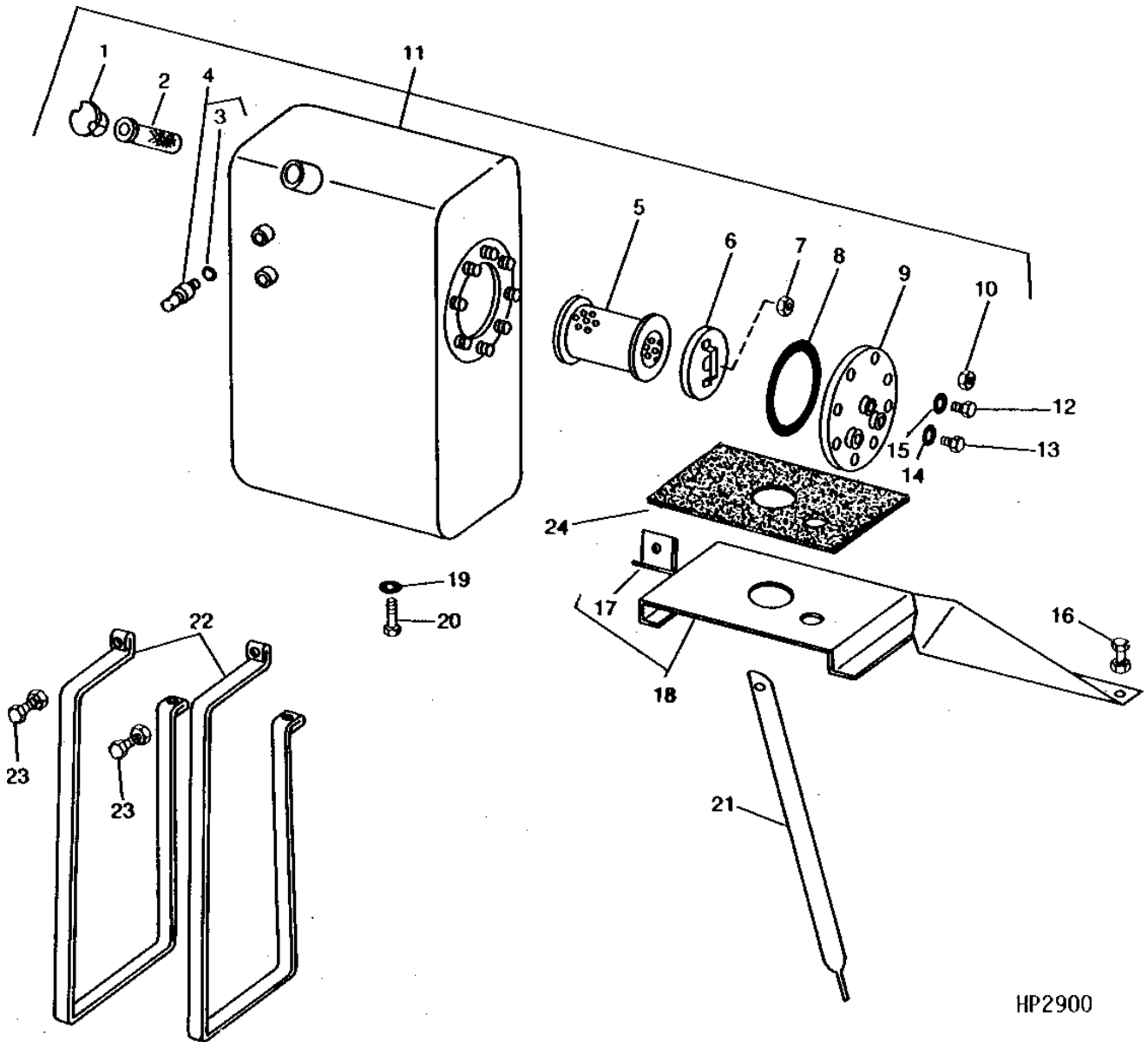
C1

7722 COMBINE

HP2900

-UN-01JAN94

HYDROSTATIC DRIVE AND LEVELING OIL RESERVOIR AND MOUNTING



HP2900

C2

7722 COMBINE

HYDROSTATIC DRIVE AND LEVELING OIL RESERVOIR AND MOUNTING - CONTINUED

KEY	PART NO.	PART NAME	QTY	SERIAL NO.	REMARKS
1	AP23771	CAP	1		
2	AH76992	STRAINER	1		
3	R375R	O-RING	1		
4	AH87790	LENS	1		
5	AE43494	FILTER ELEMENT	1		
6	AE41229	COVER	1		
7	14H786	NUT	1	1/4"	
8	H78750	O-RING	1		
9	AH114605	COVER	1		
10	14H785	NUT	8	5/16"	
	12H303	LOCK WASHER	8	5/16"	
11	HAN1050	HYDRAULIC RESERVOIR	1		
12	R27474	DRAIN PLUG	AR		
13	R27175	DRAIN PLUG	AR		
14	U12547	O-RING	AR		
15	R26906	O-RING	AR		
16	19H1914	CAP SCREW	2	1/4" X 1"	
	12H302	LOCK WASHER	2	1/4"	
	14H786	NUT	2	1/4"	
17	HAN1340	STRAP	1		
18	HAN1335	SUPPORT	1		
19	R26448	O-RING	1		
20	R27218	FITTING PLUG	1		
21	HAN1342	SUPPORT	1		
22	HAN1341	STRAP	2		
23	19H1137	CAP SCREW	4	5/16" X 1-1/4"	
	12H303	LOCK WASHER	4	5/16"	
	14H785	NUT	4	5/16"	
24	HAN1339	PAD	1	(RUBBER)	

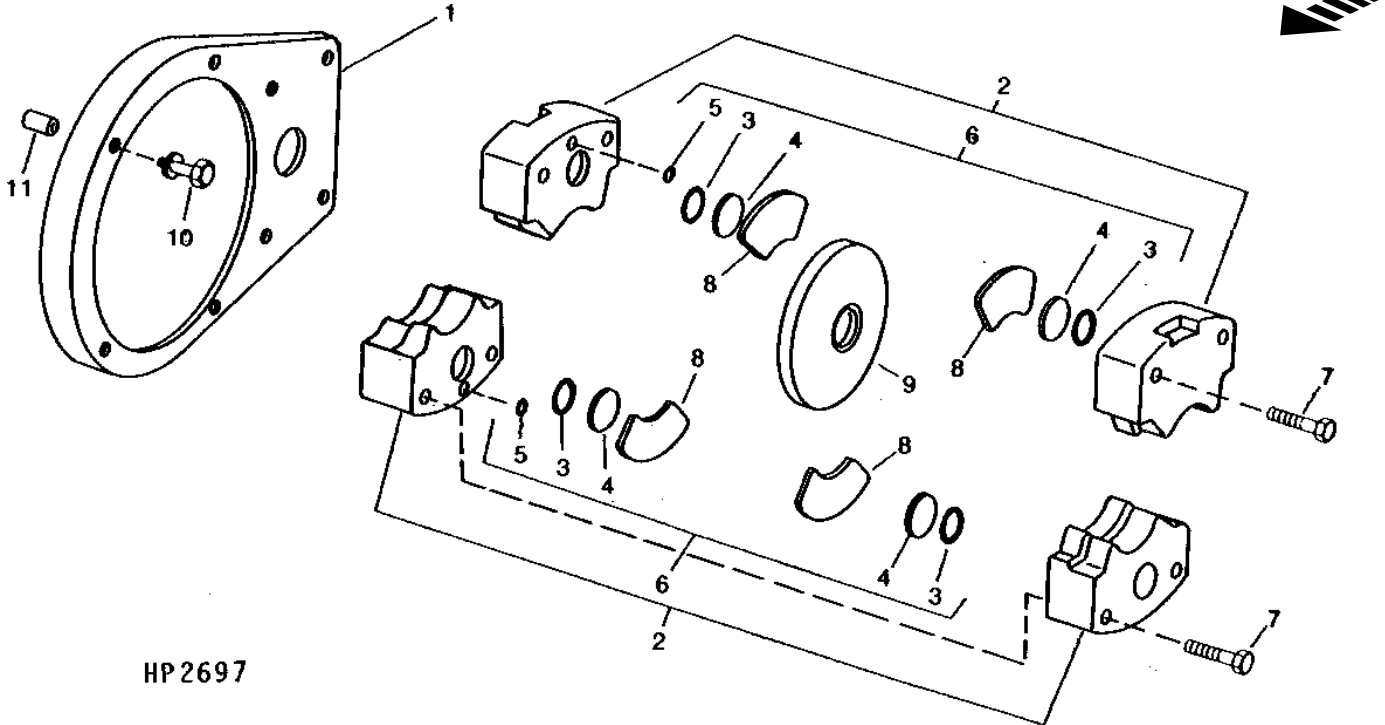
MEMORANDA

C3

7722 COMBINE

HP2697 -UN-01JAN94

WHEEL BRAKES (L.H. ILLUSTRATED)



HP2697

KEY	PART NO.	PART NAME	QTY	SERIAL NO.	REMARKS
1	HAN1302	PLATE	1		
2	HAN1299	BRAKE	2		(TWO HALVES PER SET)
3	O-RING	2		
4	COVER	2		DUST
5	O-RING	1		
6	HAN1301	SEAL KIT	2		(CONSISTS OF TWO O-RINGS AND TWO DUST COVERS)
7	19H2058	CAP SCREW	4		7/16" X 3-3/4"
8	HAN1305	PAD	4		
9	HAN1304	DISK	1		
10	19H2133	CAP SCREW	4		5/8" X 4-1/2"
	12H294	LOCK WASHER	4		5/8"
11	HAN1303	SPACER	4		

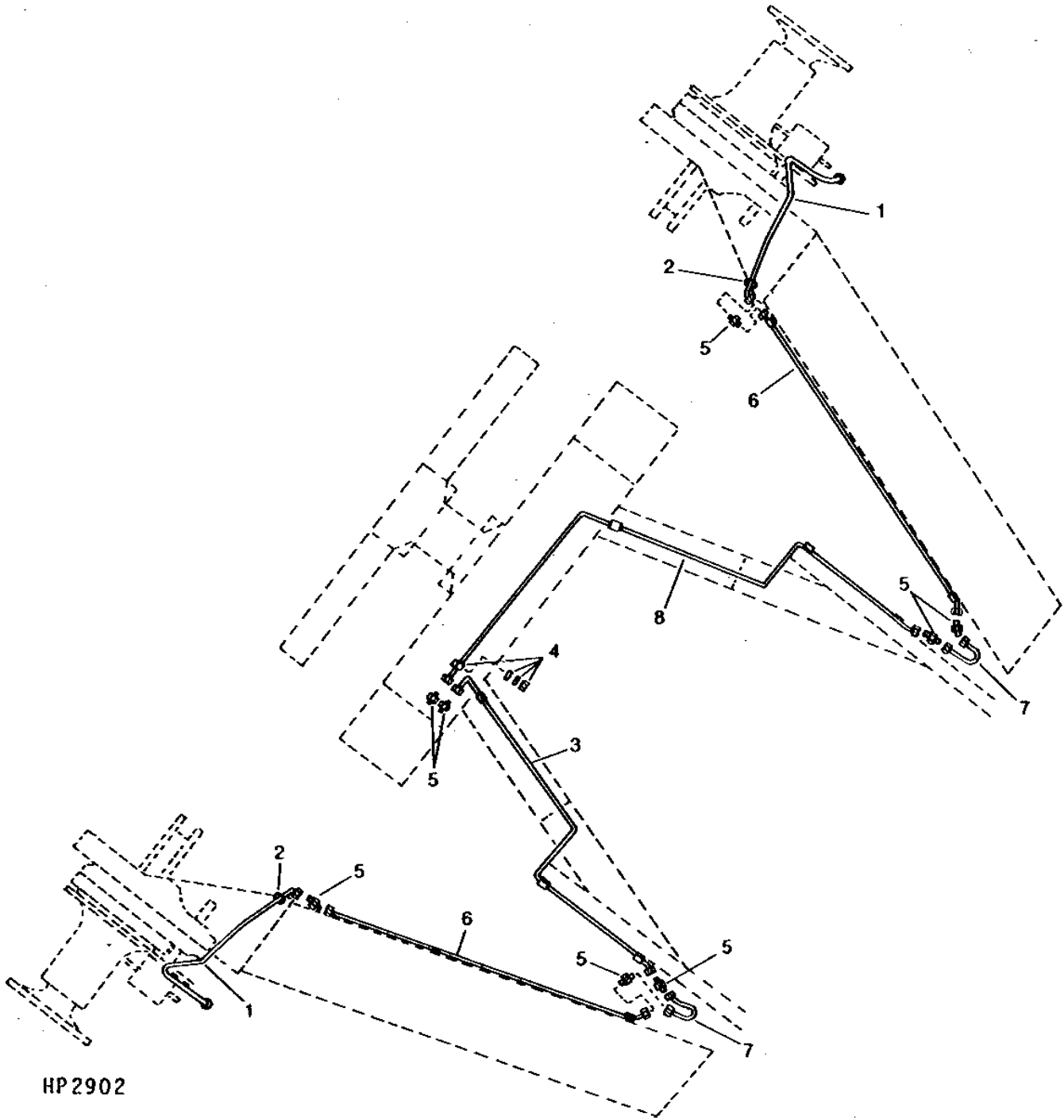
NOTE: QUANTITIES SHOWN ARE FOR ONE UNIT. TWO UNITS USED PER MACHINE.

C4

7722 COMBINE

HP2902 -UN-01JAN94

BRAKE LINES



HP 2902

C5

7722 COMBINE

BRAKE LINES - CONTINUED

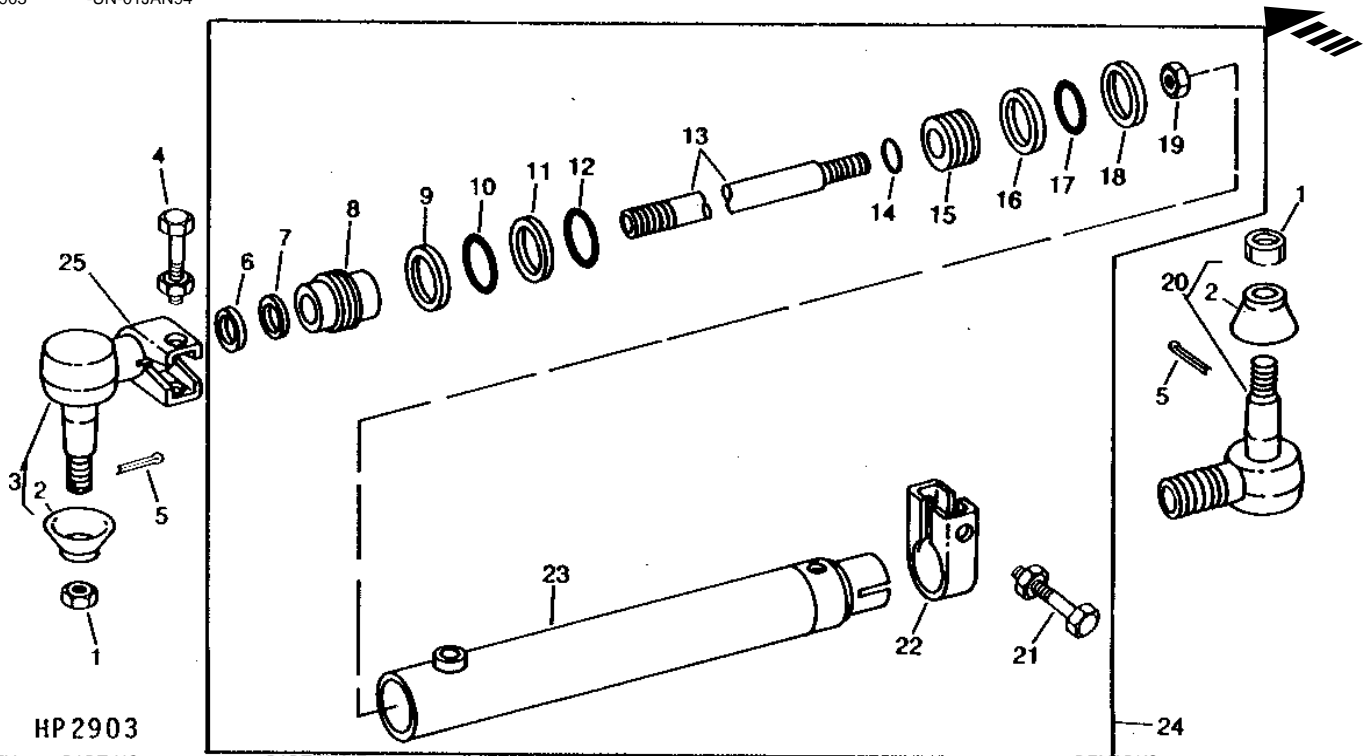
KEY	PART NO.	PART NAME	QTY	SERIAL NO.	REMARKS
1	HAN1489	TUBE	2		
2	HAN1759	GROMMET	2		
3	HAN1480	TUBE	1		
4	HAN1568	CLAMP	11		
	12H302	LOCK WASHER	11	1/4"	
	24H1646	WASHER	11	17/64" X 3/4" X 0.060"	
	14H860	NUT	11	1/4"	
5	HAN1477	UNION FITTING	8		
6	HAN1476	TUBE	2		
7	HAN1478	HOSE	2		
	HAN1569	FITTING	2		
8	HAN1479	TUBE	1		

C6

7722 COMBINE

HP2903 -UN-01JAN94

POWER STEERING CYLINDERS



HP2903

KEY	PART NO.	PART NAME	QTY	SERIAL NO.	REMARKS
1	14H950	NUT	2	5/8"	
2	R40589	COVER	2		
3	HAN1734	TIE ROD END	1	L.H.	
4	19H1903	CAP SCREW	1	1" X 3-1/2"	
	12H301	LOCK WASHER	1	1/2"	
	14H826	NUT	1	1/2"	
5	11H236	COTTER PIN	2	1/8" X 1"	
6	SEAL	1	WIPER, (KIT AH101202)	
7	SEAL	1	(KIT AH101202)	
8	H101433	GUIDE	1		
9	RING	1	RETAINER, (KIT AH101202)	
10	RING	1	LOCK, (KIT AH101202)	
11	WASHER	1	BACKUP, (KIT AH101202)	
12	P50635	O-RING	1	(KIT AH101202)	
13	H101434	ROD	1		
14	T42798	O-RING	1	(KIT AH101202)	
15	H101432	PISTON	1		
16	PISTON RING	1	(KIT AH101202)	
17	U15973	O-RING	1	(KIT AH101202)	
18	WEAR RING	1	(KIT AH101202)	
19	N33203	LOCK NUT	1		
20	AH94057	TIE ROD END	1	R.H.	
21	19H1863	CAP SCREW	1	5/8" X 3"	
	K40015	LOCK NUT	1		
22	AH101200	CLAMP	1		
23	AH101201	HYDRAULIC CYLINDER BARREL	1		
24	AH96566	CYLINDER	1	(REMANUFACTURED)	
25	HAN1735	CLAMP	1		
..	AH101202	KIT	1	SEAL REPAIR	

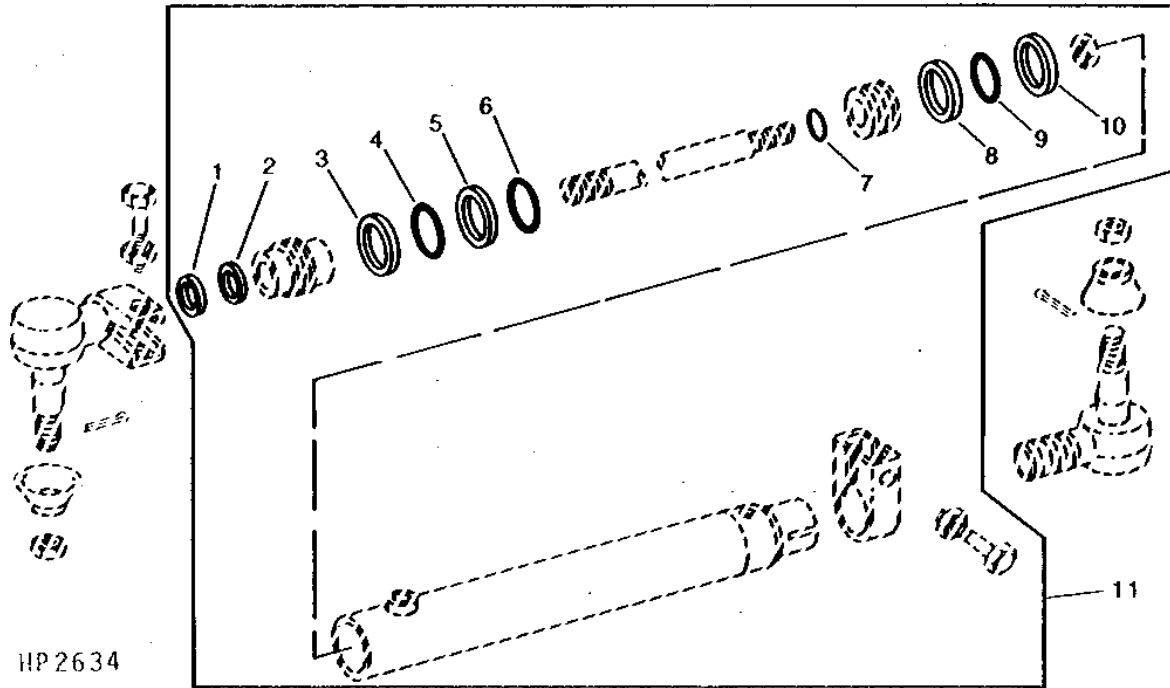
NOTE: QUANTITIES SHOWN ARE FOR ONE UNIT. TWO UNITS USED PER MACHINE.

C7

7722 COMBINE

HP2634 -UN-01JAN94

KIT, STEERING CYLINDER



HP 2634

KEY	PART NO.	PART NAME	QTY	SERIAL NO.	REMARKS
1	SEAL	1		
2	SEAL	1		
3	RING	1		RETAINER
4	RING	1		LOCK
5	WASHER	1		BACKUP
6	P50635	O-RING	1		
7	T42798	O-RING	1		
8	PISTON RING	1		
9	U15973	O-RING	1		
10	RING	1		WEAR
11	AH101202	KIT	1		

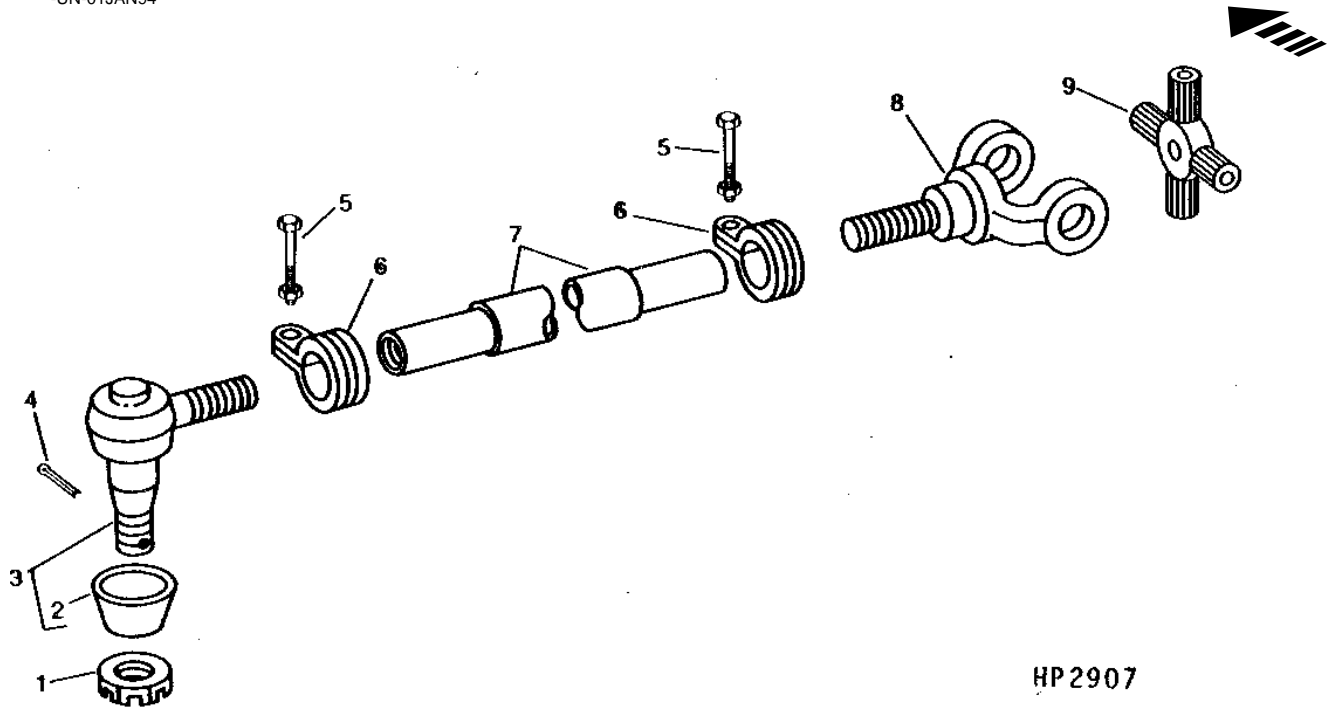
MEMORANDA

C8

7722 COMBINE

HP2907 -UN-01JAN94

STEERING TIE RODS



HP2907

KEY	PART NO.	PART NAME	QTY	SERIAL NO.	REMARKS
1	14H918	NUT	1	5/8"	
2	R40589	COVER	1		
3	AH94057	TIE ROD END	1		
4	11H236	COTTER PIN	1	1/8" X 1"	
5	19H1890	CAP SCREW	2	5/8" X 2-3/4"	
	12H294	LOCK WASHER	2	5/8"	
	14H1039	NUT	2	5/8"	
6	R66307	CLAMP	2		
7	HAN1589	TIE ROD	1		
8	AH100027	YOKE	1		
9	AH100026	UNIVERSAL JOINT	1		

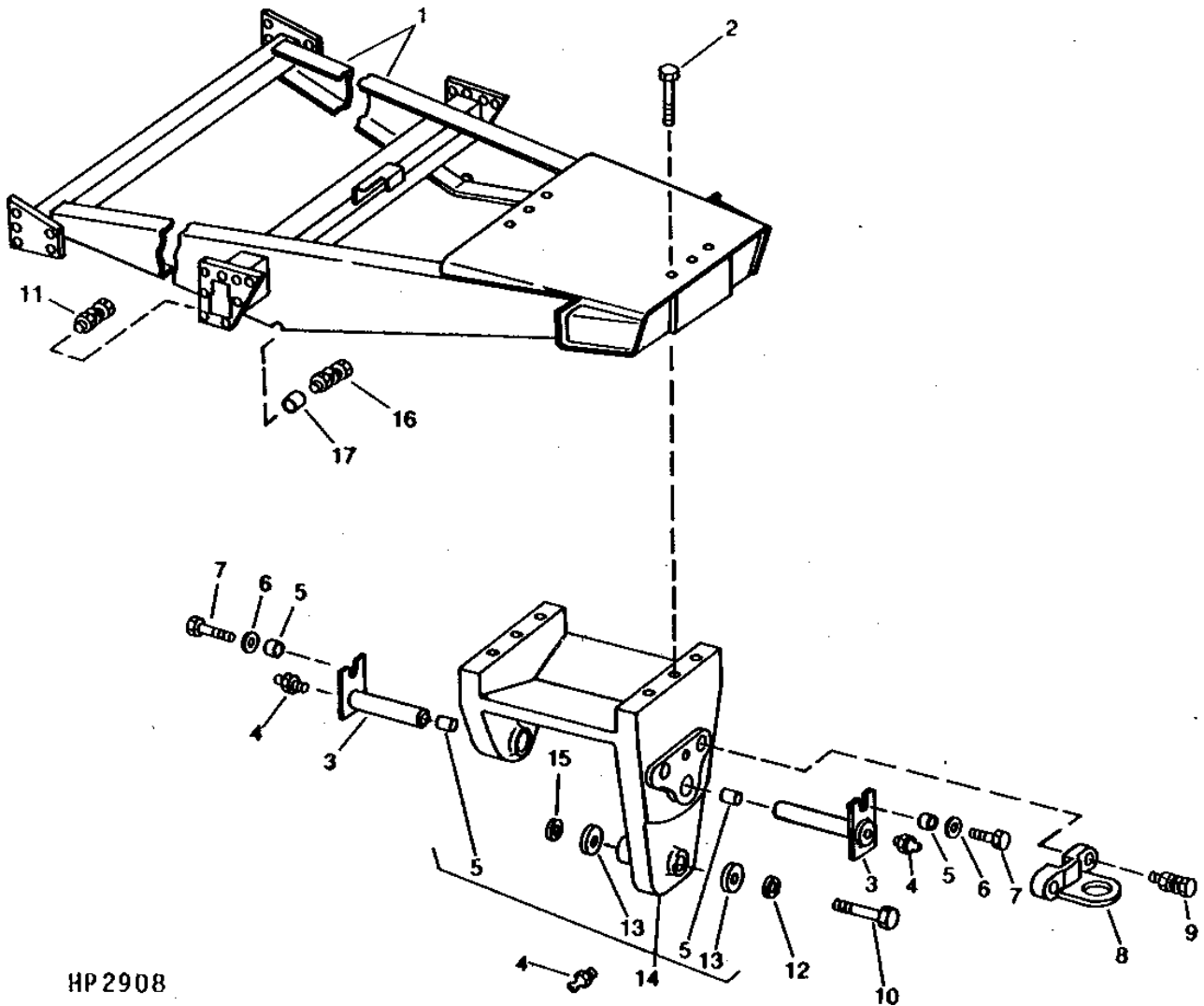
NOTE: QUANTITIES SHOWN ARE FOR ONE UNIT. TWO UNITS USED PER MACHINE.

C9

7722 COMBINE

HP2908 -UN-01JAN94

REAR AXLE FRAME AND SUPPORT



HP2908

C10

7722 COMBINE

REAR AXLE FRAME AND SUPPORT - CONTINUED

KEY	PART NO.	PART NAME	QTY	SERIAL NO.	REMARKS
1	AH108402	FRAME	1		
2	19H2001	CAP SCREW	6	3/4" X 5-1/2"	
3	AH96446	PIN	2		
4	JD7759	LUBRICATION FITTING	3		
5	R36728	BUSHING	4		
6	24H1111	WASHER	2	17/32" X 1-1/16" X 0.090"	
7	19H1721	CAP SCREW	2	1/2" X 1-1/2"	
8	H92959	HITCH	1		
9	19H1903	CAP SCREW	2	1" X 3-1/2"	
	12H234	LOCK WASHER	2	1"	
	14H962	NUT	2	1"	
10	19H1835	CAP SCREW	1	3/4" X 1-1/2"	
11	19H1708	CAP SCREW	4	5/8" X 1-3/4"	
	12H294	LOCK WASHER	4	5/8"	
	14H1039	NUT	4	5/8"	
12	HAN1274	WASHER	1		
13	HAN1215	BUSHING	2	(BRONZE)	
14	HAN1094	SUPPORT	1	WITH BUSHINGS	
15	HAN1275	WASHER	1		
16	19H1765	CAP SCREW	12	3/8" X 1-3/4"	
	12H304	LOCK WASHER	12	3/8"	
	14H812	NUT	12	3/8"	
17	H87507	BUSHING	12		

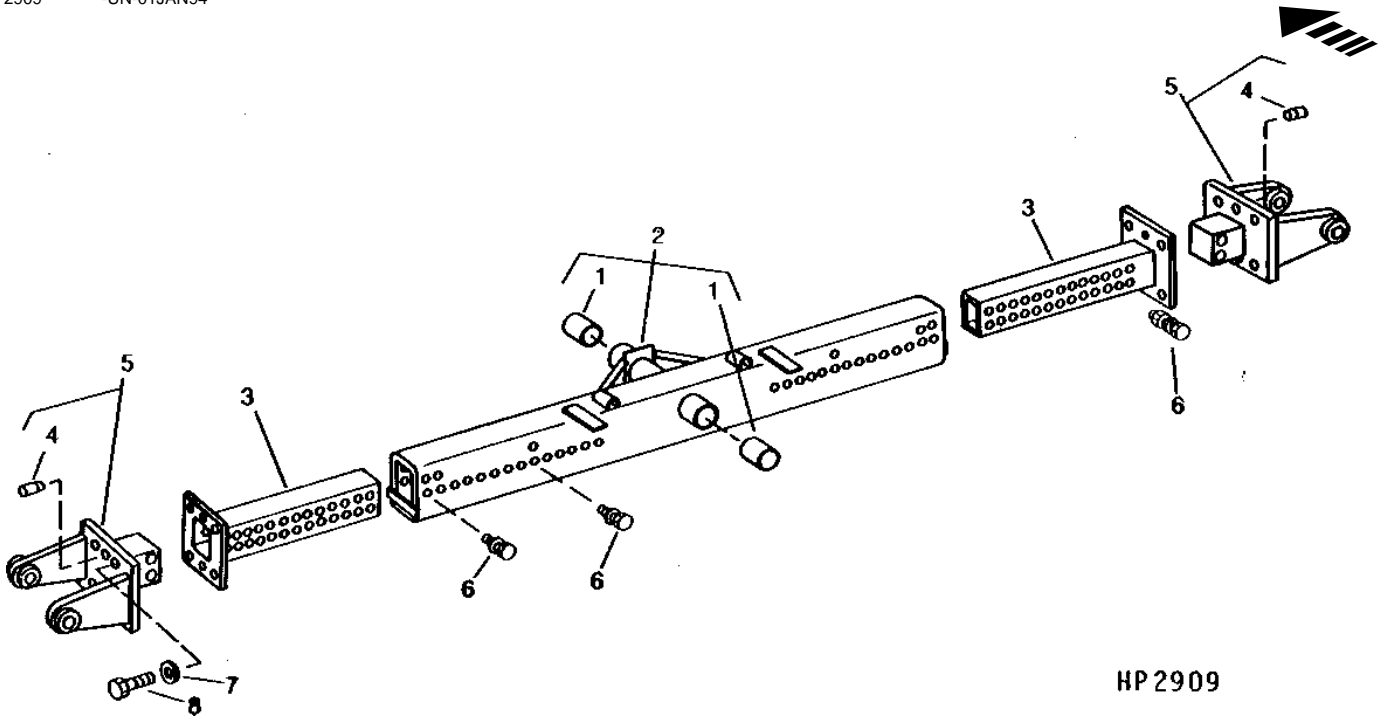
MEMORANDA

C11

7722 COMBINE

HP2909 -UN-01JAN94

REAR AXLE



HP 2909

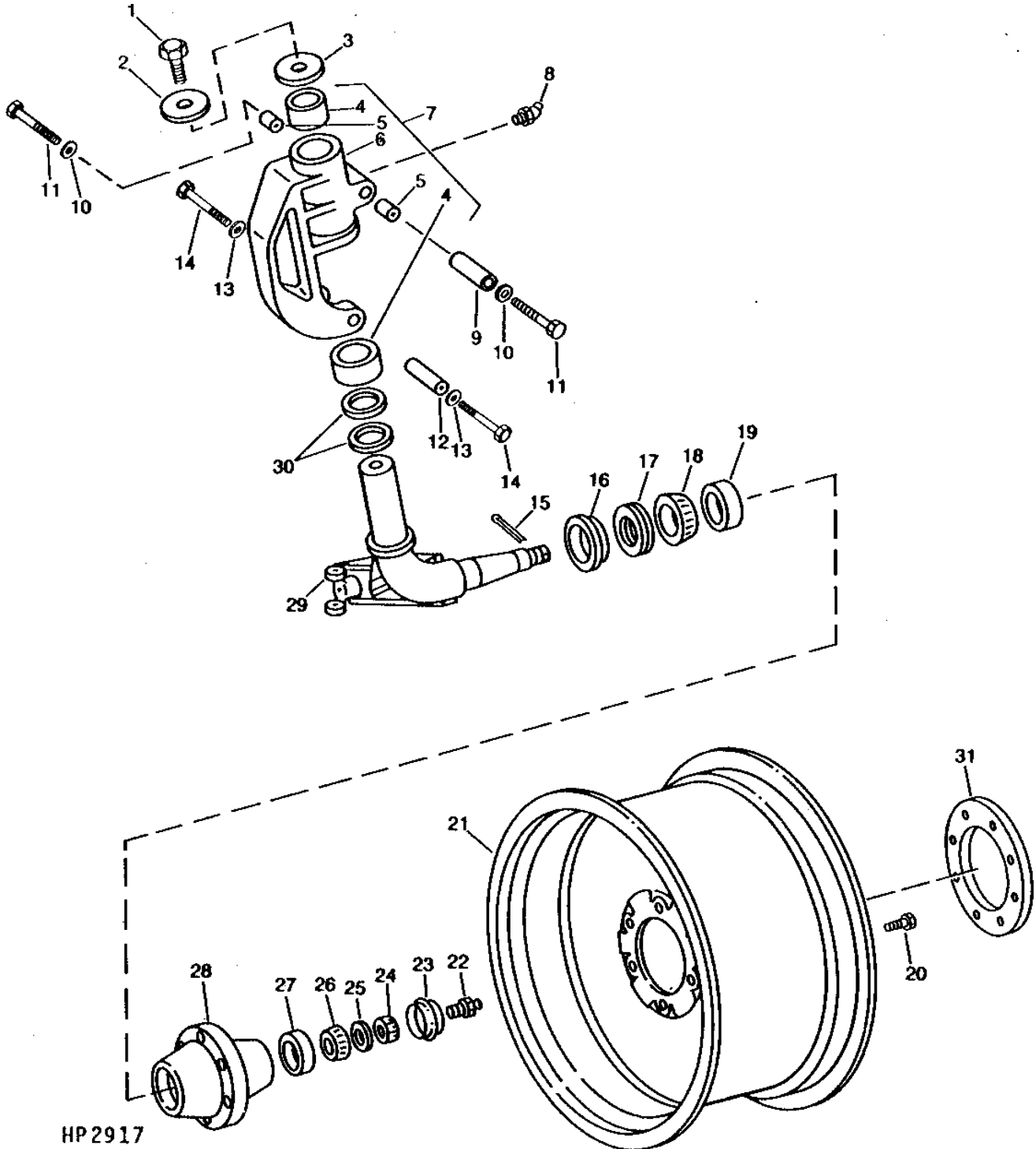
KEY	PART NO.	PART NAME	QTY	SERIAL NO.	REMARKS
1	R65828	BUSHING	2		
2	AH115047	REAR AXLE	1		
3	AH106154	TUBE	2		
4	HAN1265	DOWEL PIN	4		
5	HAN1097	YOKE	2		
6	19H3419	CAP SCREW	12	3/4" X 6"	
	T21397	WASHER	12		
	14H1064	NUT	12	3/4"	
7	H78426	BUSHING	8		
8	H86161	BOLT	8		

C12

7722 COMBINE

HP2917 -UN-01JAN94

REAR WHEELS AND SPINDLES



HP 2917

C13

7722 COMBINE

REAR WHEELS AND SPINDLES - CONTINUED

KEY	PART NO.	PART NAME	QTY	SERIAL NO.	REMARKS
1	19H1895	CAP SCREW	1	1/2" X 3/4"	
2	24H1916	WASHER	1	17/32" X 3-1/2" X 0.180"	
3	H96869	CAP	1		
4	H94946	BUSHING	2		
5	AR1479R	BUSHING	1	(SET OF 2)	
6	HOUSING	2	SPINDLE	
7	AH99424	HOUSING	1		
8	JD7806	LUBRICATION FITTING	4		
9	H98609	PIN	1		
10	H33456	WASHER	2		
11	19H1792	CAP SCREW	2	1/2" X 1"	
12	H98610	PIN	1		
13	R60671	WASHER	2		
14	19H1731	CAP SCREW	2	3/8" X 1"	
15	11H218	COTTER PIN	1	3/16" X 1-1/2"	
16	H94951	SLEEVE	1		
17	AH93892	SEAL	1		
18	JD8952	BEARING	1		
19	JD8258	BEARING CUP	1		
20	19H3618	CAP SCREW	8	5/8" X 2-1/2"	
21	AH64610	WHEEL	1		
22	JD7759	LUBRICATION FITTING	1		
23	H94950	CAP	1		
24	14H920	NUT	1	1"	
25	H98316	WASHER	1		
26	JD8902	BEARING CONE	1		
27	JD8237	BEARING CUP	1		
28	H100934	HUB	1		
29	AH97882	SPINDLE	1	R.H.	
	AH97883	SPINDLE	1	L.H.	
30	H102206	THRUST BEARING	2		
31	H84375	RING	1		

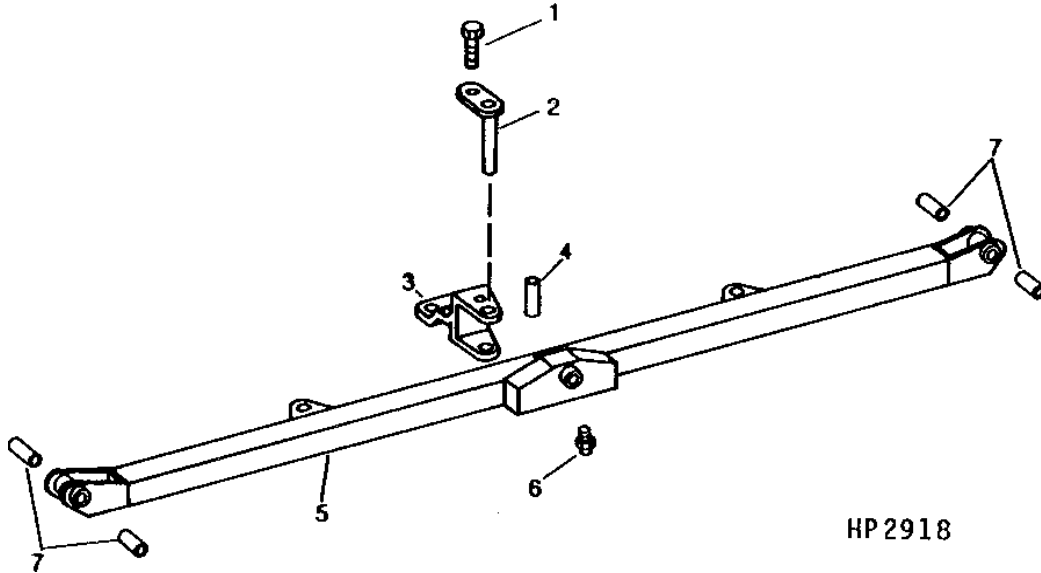
NOTE: QUANTITIES SHOWN ARE FOR ONE UNIT. TWO UNITS PER MACHINE.

C14

7722 COMBINE

HP2918 -UN-01JAN94

REAR AXLE CONTROL ARM



HP 2918

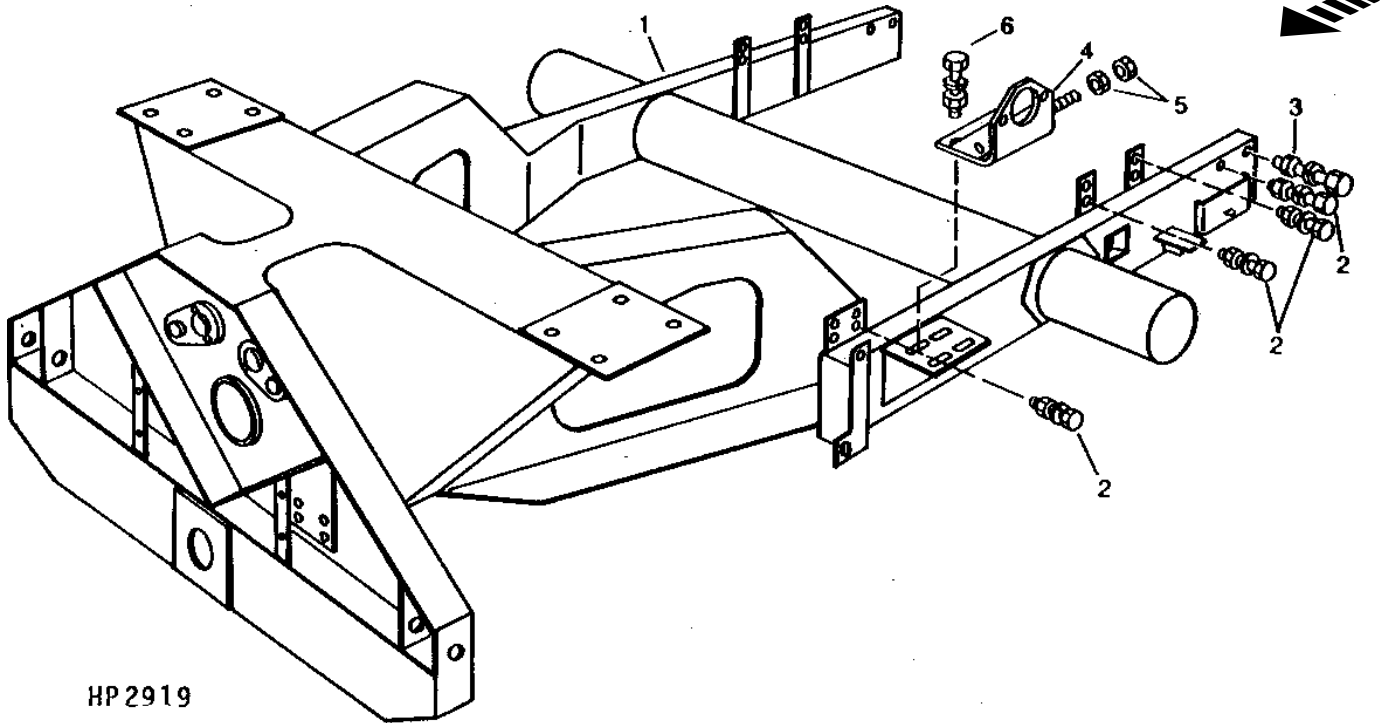
KEY	PART NO.	PART NAME	QTY	SERIAL NO.	REMARKS
1	19H1936	CAP SCREW	1	3/8" X 3/4"	
2	HAN1588	PIN	1		
3	HAN1096	BELLCRANK	1		
4	HAN1273	BUSHING	1	BRONZE	
5	HAN1052	LINK	1	WITH BUSHINGS	
6	JD7759	LUBRICATION FITTING	1		
7	H82554	BUSHING	4		

C15

7722 COMBINE

HP2919 -UN-01JAN94

FRAME



HP 2919

KEY	PART NO.	PART NAME	QTY	SERIAL NO.	REMARKS
1	HAN1024	FRAME	1		
2	19H1781	CAP SCREW	18	1/2" X 3-1/2"	
	12H301	LOCK WASHER	18	1/2"	
	14H809	NUT	18	1/2"	
3	03H1836	BOLT	2	3/8" X 3-1/2"	
	12H304	LOCK WASHER	2	3/8"	
	14H255	NUT	2	3/8"	
4	HAN1165	SUPPORT	1		
5	14H794	NUT	2	3/4"	
6	19H1740	CAP SCREW	4	7/16" X 1-3/4"	
	12H293	LOCK WASHER	4	7/16"	
	14H813	NUT	4	7/16"	
	HAN1700	WASHER	4		

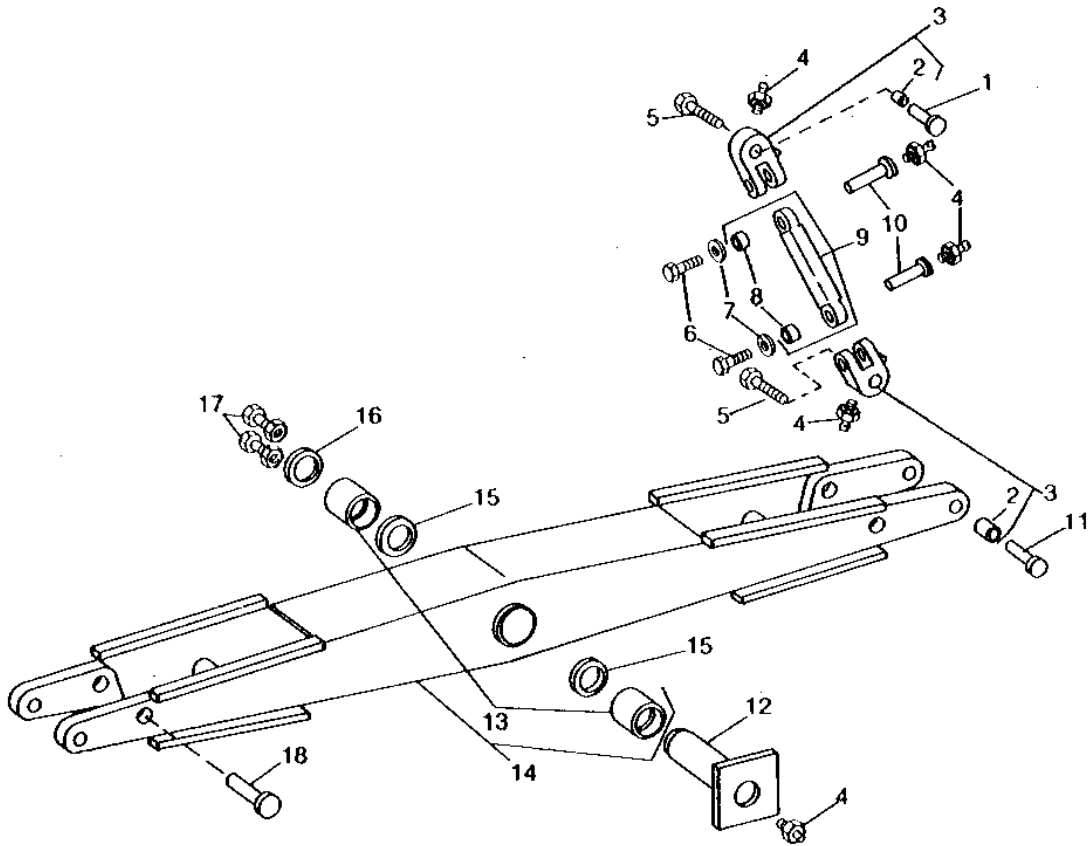
C16

7722 COMBINE

HP2647

-UN-01JAN94

BALANCE BEAM AND CONNECTING LINKS



HP2647

C17

7722 COMBINE

BALANCE BEAM AND CONNECTING LINKS - CONTINUED

KEY	PART NO.	PART NAME	QTY	SERIAL NO.	REMARKS
1	HAN1580	PIN	2		RADIAL ARM
2	HAN1331	BUSHING	4		
3	HAN1108	CLEVIS	4		W/BUSHINGS
4	JD7759	LUBRICATION FITTING	9		
5	19H1833	CAP SCREW	4		5/8" X 1-1/4"
6	19H2367	CAP SCREW	4		5/8" X 3/4"
7	HAN1252	WASHER	4		
8	HAN1332	BUSHING	4		
9	HAN1107	LINK	2		W/BUSHINGS
10	HAN1577	PIN	4		CLEVIS
11	HAN1576	PIN	2		BEAM
12	HAN1579	PIN	1		
13	HAN1208	BUSHING	2		
14	HAN1102	BEAM	1		W/BUSHINGS
15	HAN1262	WASHER	2		
16	HAN1260	RETAINER	1		
17	19H1756	CAP SCREW	2		5/8" X 1-1/2"
18	HAN1575	PIN	2		

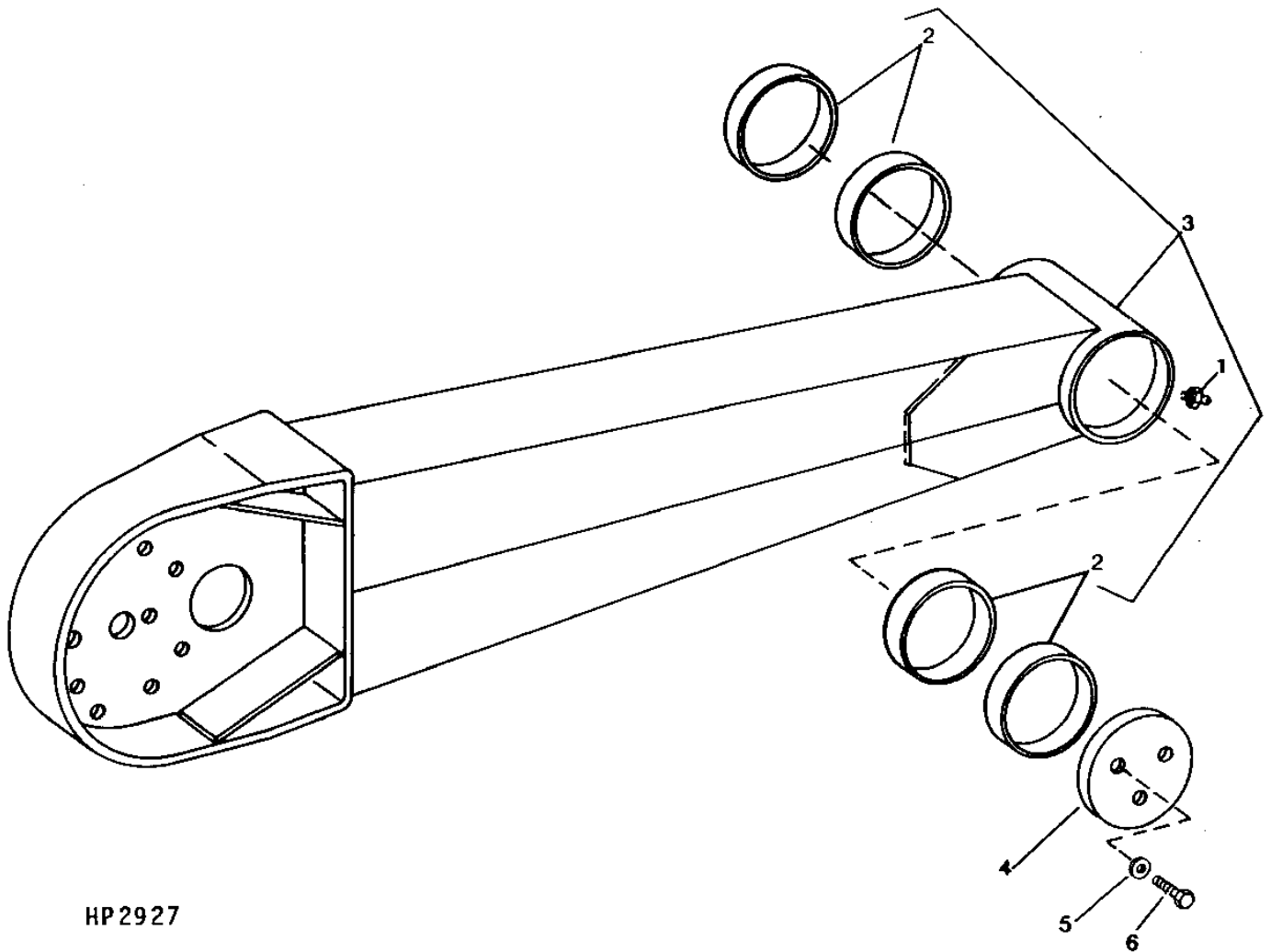
C18

7722 COMBINE

HP2927

-UN-01JAN94

SWING ARMS (L.H. ILLUSTRATED)



HP2927

C19

7722 COMBINE

SWING ARMS (L.H. ILLUSTRATED) - CONTINUED

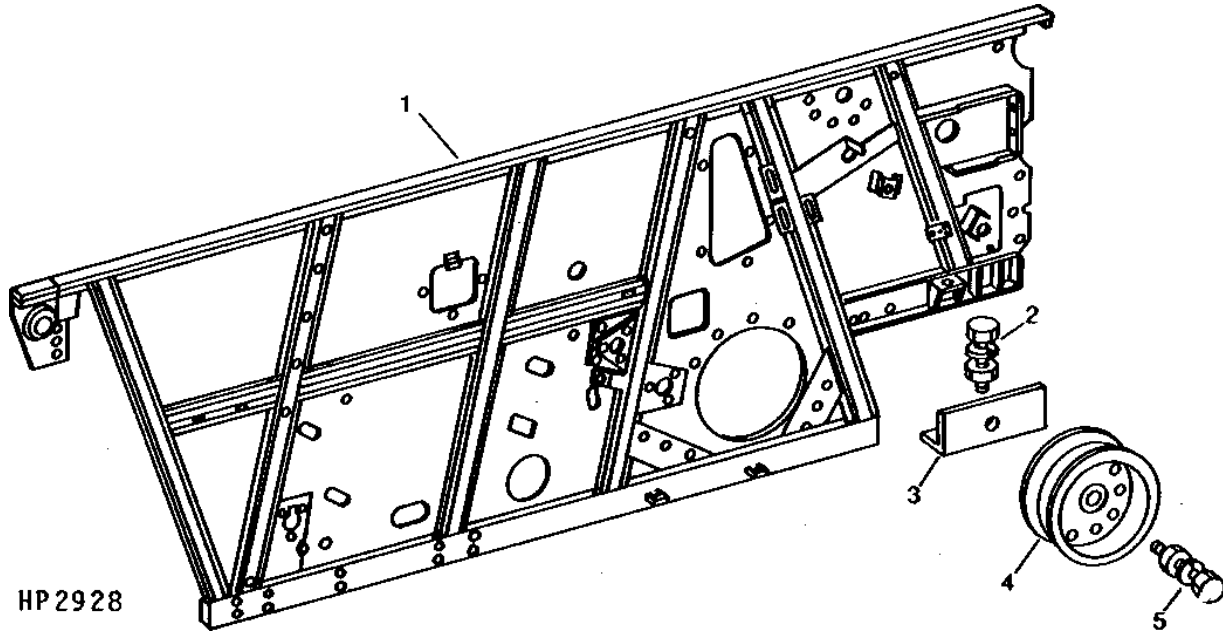
KEY	PART NO.	PART NAME	QTY	SERIAL NO.	REMARKS
1	JD7759	LUBRICATION FITTING	4		
2	HAN1148	BUSHING	8		(4 USED PER ARM)
3	HAN1079	ARM	1		L.H. W/BUSHINGS
	HAN1080	ARM	1		R.H. W/BUSHINGS
4	HAN1137	RETAINER	2		
5	12H236	LOCK WASHER	6		3/4"
6	19H1835	CAP SCREW	6		3/4" X 1-1/2"

C20

7722 COMBINE

HP2928 -UN-01JAN94

SEPARATOR RIGHT-HAND SIDE SHEETS AND FRAME



HP2928

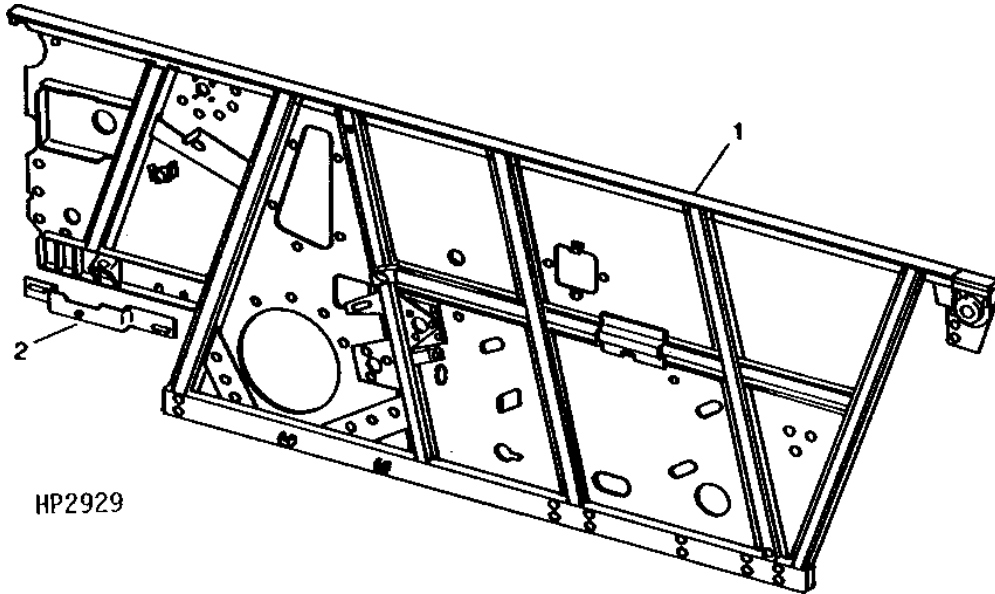
KEY	PART NO.	PART NAME	QTY	SERIAL NO.	REMARKS
1	HAN1562	FRAME	1		
2	19H1905	CAP SCREW	1	5/16" X 1"	
	12H303	LOCK WASHER	1	5/16"	
	14H785	NUT	1	5/16"	
3	H77007	BRACKET	1		
4	AP24395	IDLER	1		
5	19H1831	CAP SCREW	1	1/2" X 2"	
	12H301	LOCK WASHER	1	1/2"	
	14H1040	NUT	1	1/2"	

C21

7722 COMBINE

HP2929 -UN-01JAN94

SEPARATOR LEFT-HAND SIDE SHEETS AND FRAME



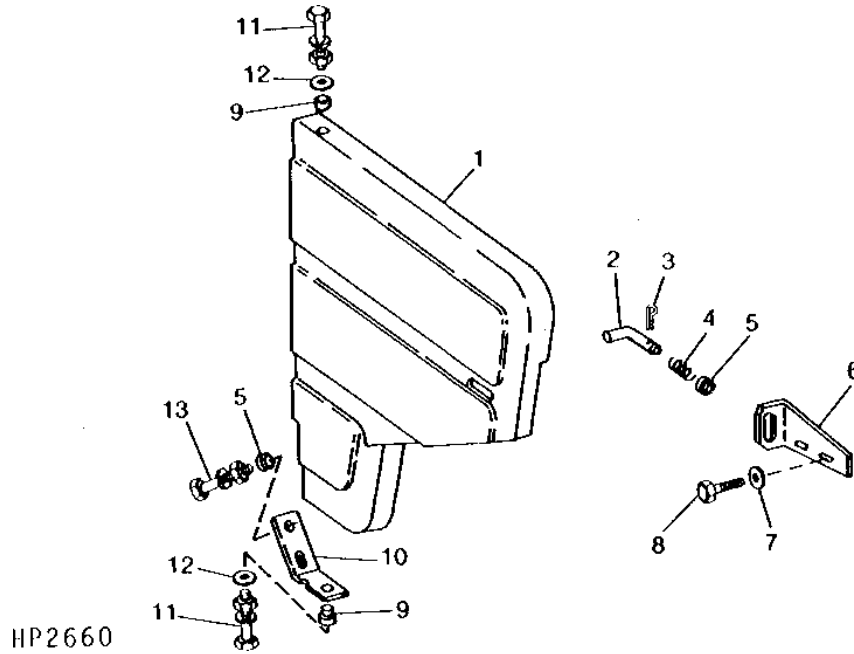
KEY	PART NO.	PART NAME	QTY	SERIAL NO.	REMARKS
1	HAN1563 HAN1001	FRAME SUPPORT	1 1		

C22

7722 COMBINE

HP2660 -UN-01JAN94

SEPARATOR RIGHT-HAND SHIELD



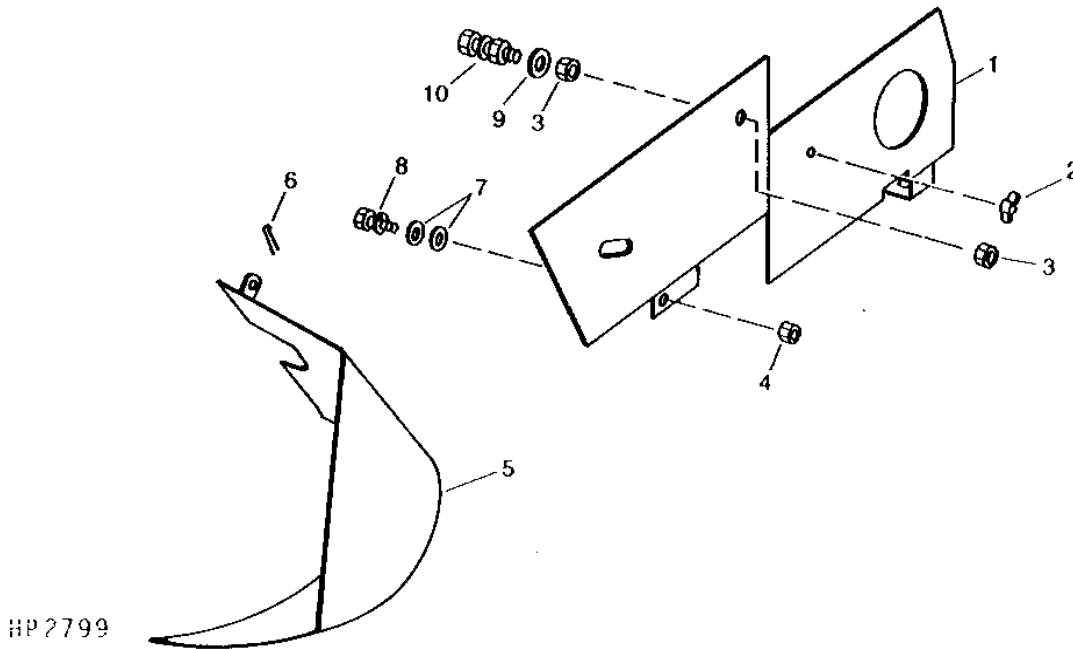
KEY	PART NO.	PART NAME	QTY	SERIAL NO.	REMARKS
1	AH111440	SHIELD	1		(WITH DECAL)
2	H78557	PIN	1		
3	11H211	COTTER PIN	1		1/8" X 3/4"
4	HZ5621H	SPRING	1		
5	24H1305	WASHER	2		13/32" X 13/16" X 0.065"
6	H112961	BRACKET	1		
7	24H1305	WASHER	2		13/32" X 13/16" X 0.065"
8	N14822	SELF-LOCKING SCREW	2		
9	H102217	SPACER	1		
10	H102172	BRACKET	1		
11	19H1905	CAP SCREW	2		5/16" X 1"
	12H303	LOCK WASHER	2		5/16"
	14H785	NUT	2		5/16"
12	24H1122	WASHER	4		3/8" X 7/8" X 0.083"
13	19H1731	CAP SCREW	1		3/8" X 1"
	12H304	LOCK WASHER	1		3/8"
	14H812	NUT	1		3/8"

C23

7722 COMBINE

HP2799 -UN-01JAN94

RIGHT-HAND SEPARATOR SHIELD AND FAN DUCT



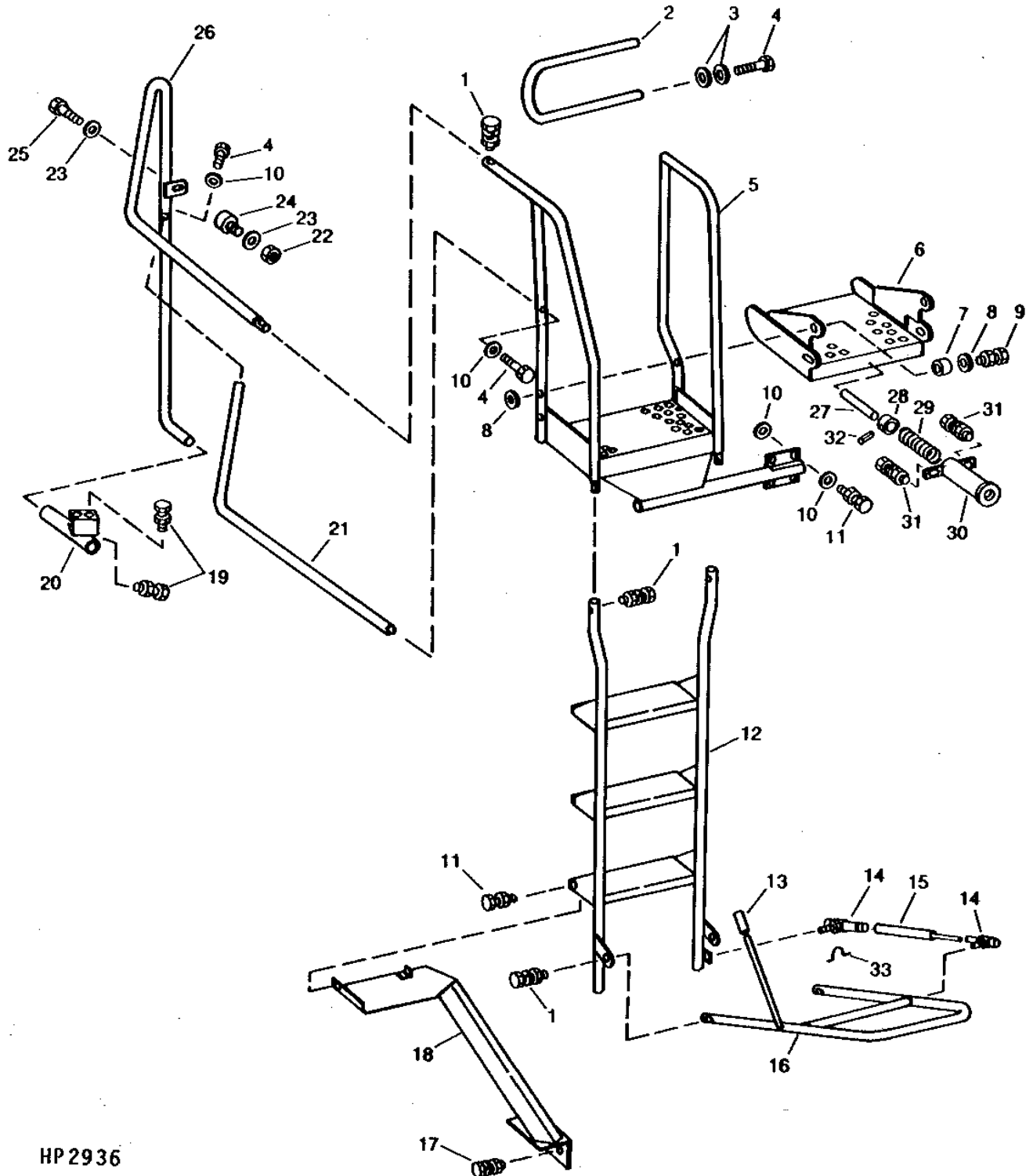
KEY	PART NO.	PART NAME	QTY	SERIAL NO.	REMARKS
1	HAN1516	SHIELD	1		
2	14H819	WING NUT	1	5/16"	
3	14H821	NUT	2	5/8"	
4	14H732	NUT	1	3/8"	
5	HAN1586	SHIELD	1		
6	A3581R	SPRING LOCKING PIN	1		
7	24H1305	WASHER	2	13/32" X 13/16" X 0.065"	
8	19H1800	CAP SCREW	1	3/8" X 1-1/2"	
	H99923	LOCK NUT	1		
9	24H1362	WASHER	1	41/64" X 1" X 0.075"	
10	19H1734	CAP SCREW	1	5/8" X 2"	
	12H294	LOCK WASHER	1		
	14H1039	NUT	1		

C24

7722 COMBINE

HP2936 -UN-01JAN94

FRONT LADDER, DECK, RAILINGS, AND LEFT-HAND DOOR HANDRAIL



HP 2936

THIS PARTS LISTING IS CONTINUED

C25

7722 COMBINE

FRONT LADDER, DECK, RAILINGS, AND LEFT-HAND DOOR HANDRAIL - CONTINUED

KEY	PART NO.	PART NAME	QTY	SERIAL NO.	REMARKS
1	19H1765	CAP SCREW	5	3/8" X 1-3/4"	
	12H304	LOCK WASHER	5	3/8"	
	14H812	NUT	5	3/8"	
2	AH103853	SUPPORT	1		
3	24H1313	WASHER	4	13/32" X 1-3/4" X 0.065"	
4	19H1726	CAP SCREW	4	3/8" X 2-1/4"	
5	HAN1065	PLATFORM	1		
6	HAN1064	STEP	1		
7	28H3117	BUSHING	2	0.546" X 0.840" X 1-5/16"	
8	24H1111	WASHER	2	17/32" X 1-1/16" X 0.090"	
9	19H1974	CAP SCREW	2	1/2" X 2-3/4"	
	U12622	LOCK NUT	2		
10	24H1305	WASHER	6	13/32" X 13/16" X 0.065"	
11	19H1731	CAP SCREW	6	3/8" X 1"	
	14H812	NUT	6	3/8"	
12	HAN1595	LADDER	1		
13	HAN1521	HANDLE	1		
14	HAN1291	BALL STUD	2		
15	HAN1544	SPRING	1		
16	HAN1583	LADDER	1	(LOWER)	
17	19H1835	CAP SCREW	2	3/4" X 1-1/2"	
	12H236	LOCK WASHER	2	3/4"	
	14H794	NUT	2	3/4"	
18	HAN1596	SUPPORT	1		
19	19H1906	CAP SCREW	3	5/16" X 1-1/2"	
	14H785	NUT	3	5/16"	
20	HAN1582	CLAMP	1	(HANDRAIL)	
21	AH104759	RAIL	1		
22	N10213	LOCK NUT	1		
23	24H1136	WASHER	2	11/32" X 11/16" X 0.065"	
24	AH96415	SUPPORT	1		
25	19H1900	CAP SCREW	1		
26	HAN1493	HANDRAIL	1		
27	HAN1753	PIN	1		
28	HAN1755	BUSHING	1		
29	HAN1757	SPRING	1		
30	HAN1758	RETAINER	1		
31	21H1226	SCREW	2	5/16" X 7/8"	
	12H303	LOCK WASHER	2	5/16"	
	14H786	NUT	2	1/4"	
32	34H265	SPRING PIN	1	5/32" X 15/16"	
33	HAN1511	RETAINER	1		

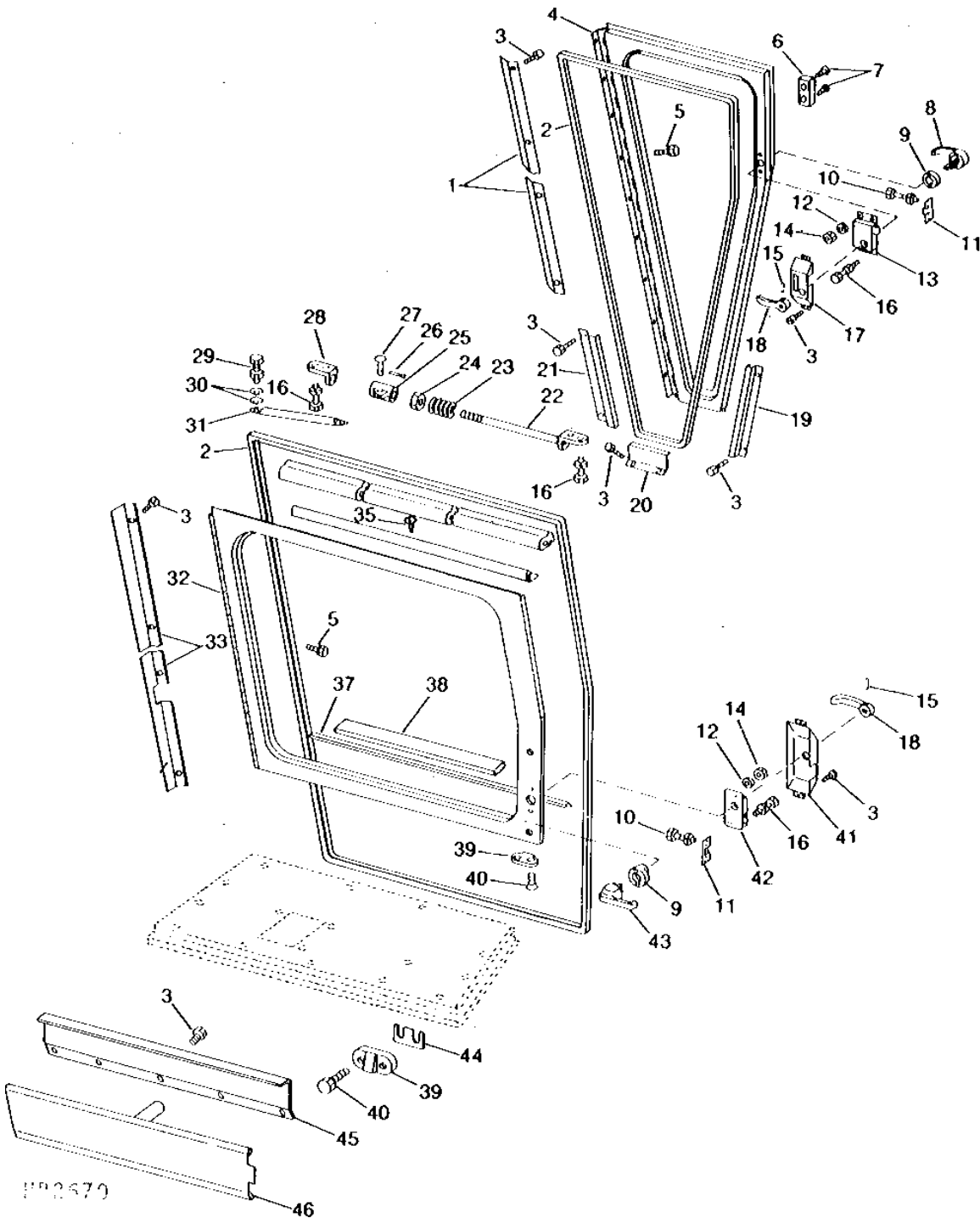
D1

7722 COMBINE

HP2670

-UN-01JAN94

CAB DOORS



D2

7722 COMBINE

CAB DOORS - CONTINUED

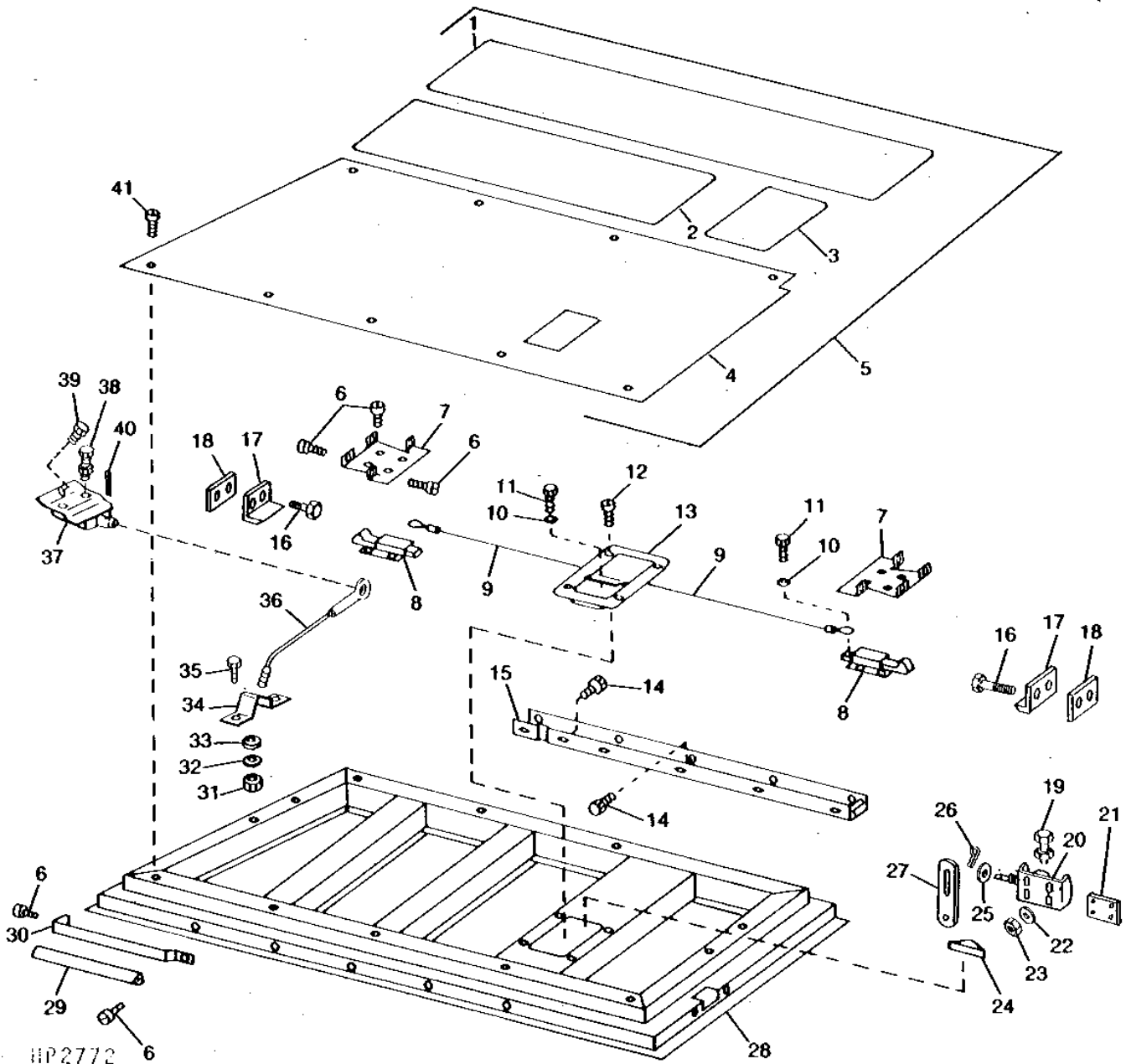
KEY	PART NO.	PART NAME	QTY	SERIAL NO.	REMARKS
1	H109905	PANEL	1		R.H.
2	SEAL	1		(MAKE FROM AH80335)
3	R52708	SCREW	27		MACHINE
4	AH99378	DOOR	1		R.H.
5	M83244	SCREW, WITH WASHER	22		
6	AH105090	BUMPER	1		
7	R52708	SCREW	2		PAN HEAD
8	AH96672	HANDLE	1		(WITHOUT KEY LOCK)
9	R63760	SPACER	2		
10	21H1026	SCREW	4		1/4" X 3/4"
	12H322	LOCK WASHER	4		1/4"
11	H100286	LATCH	2		
	H102268	STRAP	AR		
12	12H296	WASHER	4		0.216"
13	AH99387	LOCK	1		R.H.
14	14H608	NUT	4		0.216"
15	34H264	SPRING PIN	2		5/32" X 7/8"
16	19H3072	CAP SCREW	8		0.190" X 1/2"
	12H340	LOCK WASHER	8		0.190"
17	H99837	COVER	1		
18	H98298	HANDLE	2		INNER
19	H98375	SHIELD	1		
20	H100504	SHIELD	1		
21	H96314	SHIELD	1		
22	AH99374	STRAP	1		
23	H99842	SPRING	1		
24	H99923	LOCK NUT	1		
25	AH99373	GUIDE	1		
26	11H206	COTTER PIN	1		3/32" X 3/4"
27	KK5090B	PIN	1		
28	H100485	BRACKET	1		
29	21H1287	SCREW	1		
	14H786	NUT	1		1/4"
30	H80335	WASHER	2		
31	H100486	ROD	1		
32	AH109570	DOOR	1		L.H.
33	H100788	COVER	1		L.H.
34	AH80335	WEATHERSTRIP	3		
35	H118741	RAIL	1		
36	R52708	SCREW	3		PAN HEAD
37	H109231	ISOLATOR	1		L.H.
38	H109232	ISOLATOR	1		
39	H99833	WEDGE	2		
40	H93461	SCREW	4		
41	H100337	COVER	1		
42	AH99386	LOCK	1		L.H.
43	AH96673	HANDLE	1		OUTER, (WITH KEY LOCK)
	AR51481	KEY	1		
44	H103748	STRAP	3		
45	H100477	SILL	1		L.H.
46	HAN1124	PANEL	1		

D3

7722 COMBINE

HP2772 -UN-01JAN94

LEFT-HAND LOWER DOOR



D4

7722 COMBINE

LEFT-HAND LOWER DOOR - CONTINUED

KEY	PART NO.	PART NAME	QTY	SERIAL NO.	REMARKS
1	H100266	PAD	1		LARGE
2	H100265	PAD	1		MEDIUM
3	H100264	PAD	1		SMALL
4	H109331	COVER	1		
5	AH108240	COVER	1		
6	37H153	SCREW	27		0.190" X 3/8"
7	H100260	BRACKET	2		
8	AH98942	LATCH	1		
9	AH98943	CABLE	1		
10	24H1136	WASHER	3		11/32" X 11/16" X 0.065"
11	19H2479	CAP SCREW	3		1/4" X 3/8"
12	R52708	SCREW	4		PAN HEAD
13	AH98941	LATCH	1		
14	N155154	BOLT	10		LOCKING
15	AH100024	HINGE	1		
16	21H1026	SCREW	4		1/4" X 3/4"
	12H322	LOCK WASHER	4		1/4"
17	H100352	ANGLE	2		
18	H100353	STRAP	2		
19	19H1906	CAP SCREW	1		5/16" X 1-1/2"
	14H611	NUT	1		5/16"
20	AH108036	BRACKET	1		
21	H109322	ISOLATOR	1		
22	T44848	WASHER	4		
23	M67821	BOLT	4		
24	H100922	DECAL	1		DOOR LATCH
25	24H1111	WASHER	1		17/32" X 1-1/16" X 0.090"
26	11H224	COTTER PIN	1		1/8" X 1-1/4"
27	H114481	HINGE	1		
28	AH108041	DOOR	1		L.H. LOWER
29	H109233	ISOLATOR	1		
30	H104277	SUPPORT	1		
31	H99923	LOCK NUT	2		
32	R66903	WASHER	1		
33	N158032	WASHER	1		RUBBER
34	H100267	BRACKET	1		
35	H100290	SCREW	2		SELF-LOCKING
36	AH98987	CABLE	1		
37	AH103290	BRACKET	1		
38	N155154	BOLT	2		SELF-LOCKING
	R53669	THRUST WASHER	2		
	R53671	WELD NUT	2		
39	N155154	BOLT	1		SELF-LOCKING
40	24H1237	WASHER	2		25/64" X 7/8" X 0.060"
41	37H153	SCREW	11		0.190" X 3/8"
	12H295	LOCK WASHER	11		0.190"
..	H96213	ISOLATOR	1		(CUT FROM H118398)

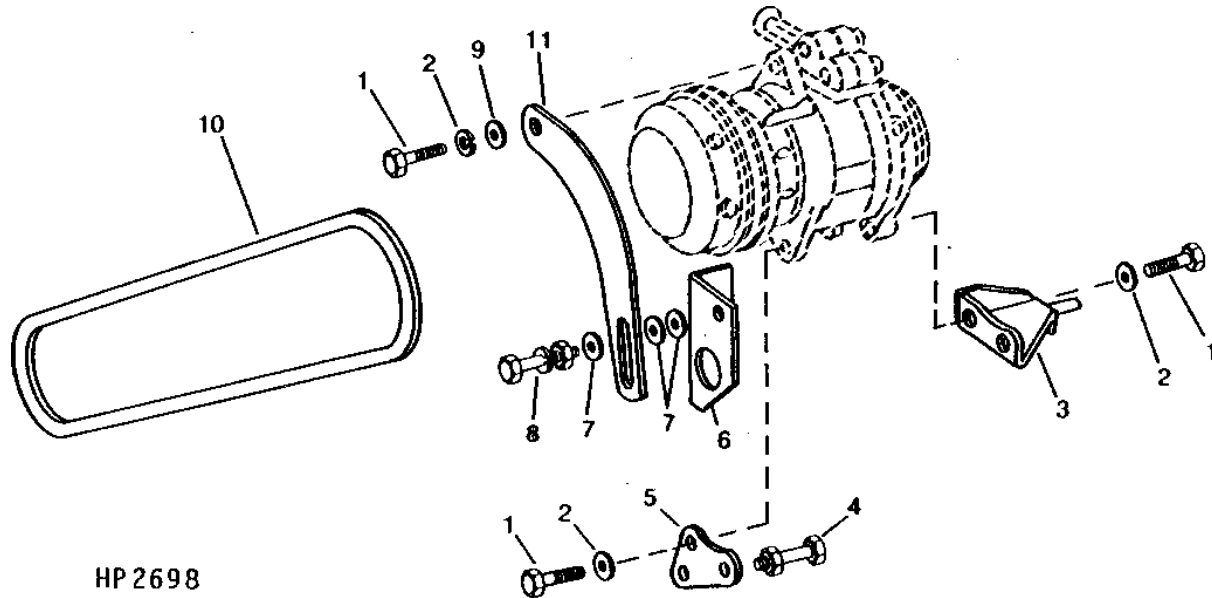
MEMORANDA

D5

7722 COMBINE

HP2698 -UN-01JAN94

COMPRESSOR MOUNTING AND SUPPORTS



HP 2698

KEY	PART NO.	PART NAME	QTY	SERIAL NO.	REMARKS
1	19M8007	CAP SCREW	5		
2	12M7066	LOCK WASHER	5		
3	AH116744	BRACKET	1		
4	19H1805	CAP SCREW	1	1/2" X 2-1/4"	
	12H301	LOCK WASHER	1	1/2"	
	14H809	NUT	1	1/2"	
5	E74160	BRACKET	1		
6	H107985	SUPPORT	1		
7	24H1783	WASHER	3	13/32" X 1" X 7/64"	
8	19H1732	CAP SCREW	1		
	12H304	LOCK WASHER	1	3/8"	
	14H812	NUT	1	3/8"	
9	24M7239	WASHER	1		
10	H122189	BELT	1		
11	H120273	STRAP	1		

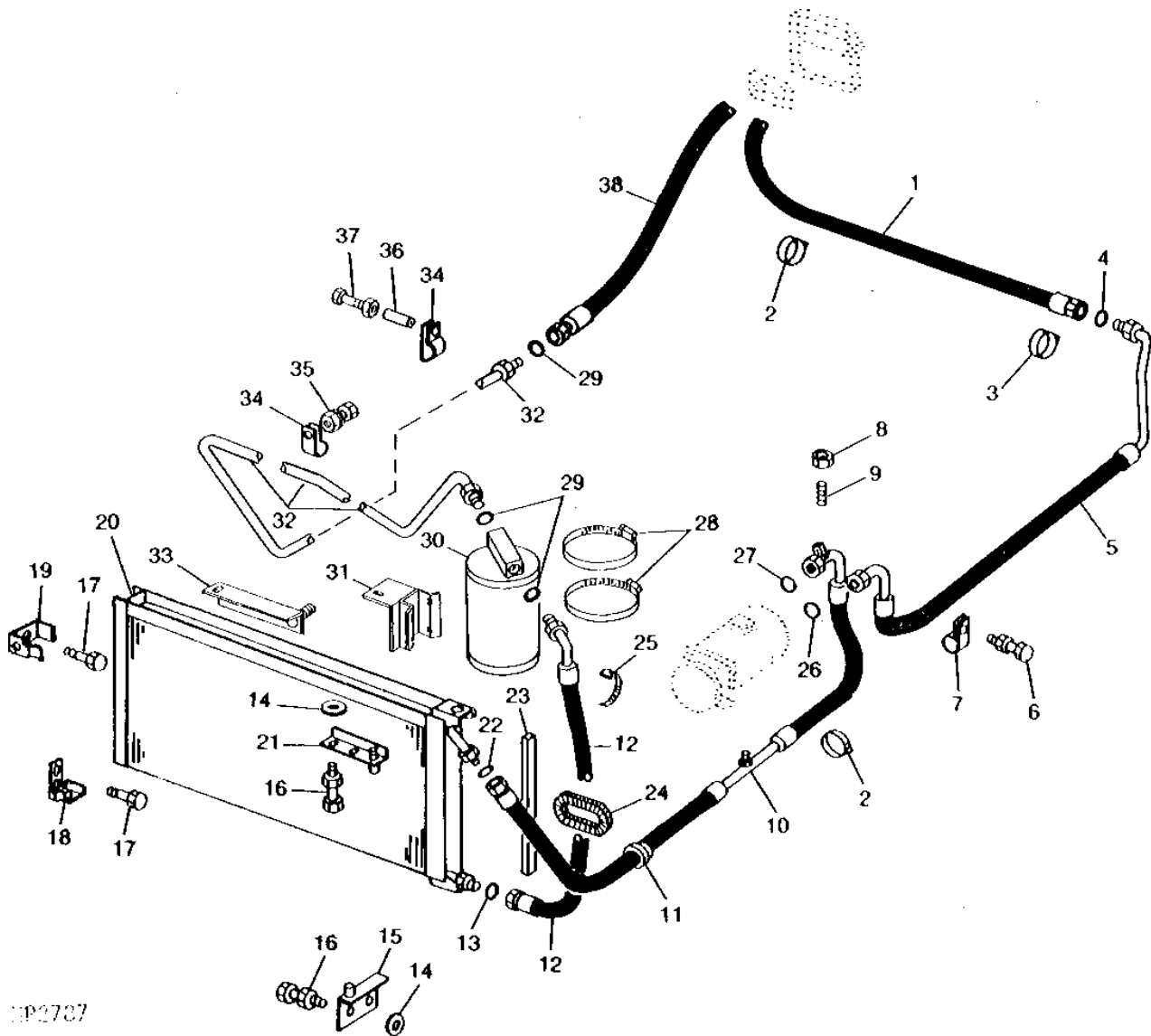
D6

7722 COMBINE

HP2787

-UN-01JAN94

CONDENSER, RECEIVER, AND AIR CONDITIONER LINES



HP2787

D7

7722 COMBINE

CONDENSER, RECEIVER, AND AIR CONDITIONER LINES - CONTINUED

KEY	PART NO.	PART NAME	QTY	SERIAL NO.	REMARKS
1	AH110916	HOSE	1		SUCTION
2	H91298	CLIP	3		
3	H100879	CLAMP	1		
4	R33259	O-RING	1		
5	AH111156	LINE	1		SUCTION
6	19H1948	CAP SCREW	1		1/4" X 3/4"
	N10217	LOCK NUT	1		
7	T27550	CLIP	1		
8	R60172	NUT	1		
9	R60170	VALVE	1		
10	AH112231	HOSE	1		PRESSURE
11	H87091	GROMMET	1		
12	AH111050	HOSE	1		
13	R10093	O-RING	1		
14	24H1136	WASHER	4		11/32" X 11/16" X 0.065"
15	AH100082	PIVOT	1		LOWER
16	19H1813	CAP SCREW	2		5/16" X 5/8"
	N10213	LOCK NUT	2		
17	H65108	SCREW	4		SELF-TAPPING
18	AH87961	PIVOT	1		
19	AH87979	SUPPORT	1		
20	AH87966	VAPOR CONDENSER	1		UPPER
21	AH87960	PIVOT	1		
22	P51212	O-RING	1		
23	SEAL	1		(CUT FROM H88769)
24	CONDUIT	1		241 MM (9-1/2") (CUT FROM H88857)
25	H77698	TIE BAND	1		
26	R33259	O-RING	1		
27	P51212	O-RING	1		
28	AR21842	CLAMP	2		
29	R10093	O-RING	3		
30	AT63170	RECEIVER-DRYER	1		
31	AH125732	BRACKET	1		
32	AH111049	LINE	1		PRESSURE
33	AH125731	SUPPORT	1		
34	AH76882	CLIP	2		
35	19H1900	CAP SCREW	1		5/16" X 3/4"
	N10214	SELF-LOCKING SCREW	1		
36	B13986	BUSHING	1		
37	19H2102	CAP SCREW	1		1/4" X 1-3/4"
	N10217	LOCK NUT	1		
38	AH96504	HOSE	1		

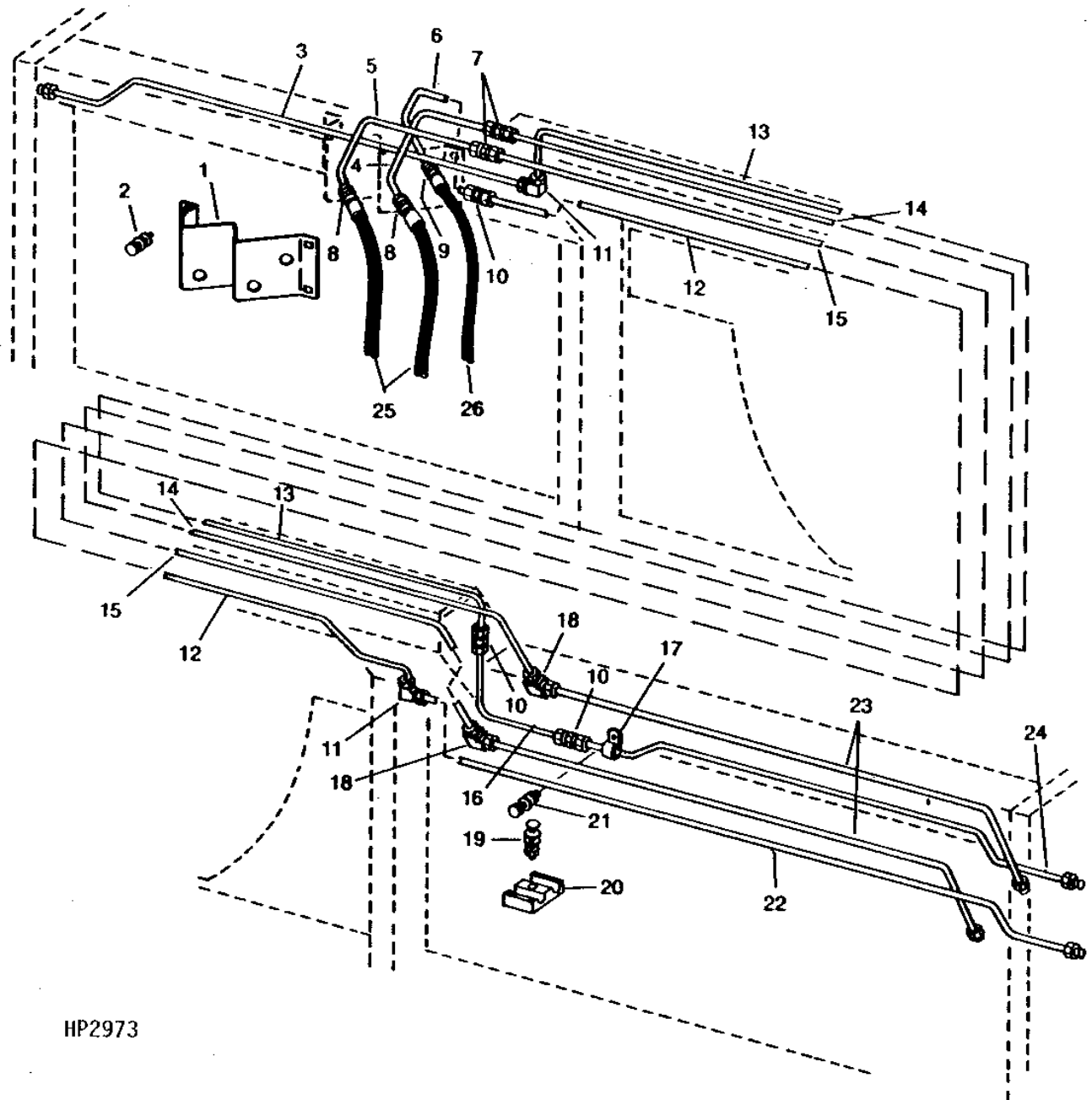
D8

7722 COMBINE

HP2973

-UN-01JAN94

CUTTING PLATFORM HYDRAULIC LINES



HP2973

D9

7722 COMBINE

CUTTING PLATFORM HYDRAULIC LINES - CONTINUED

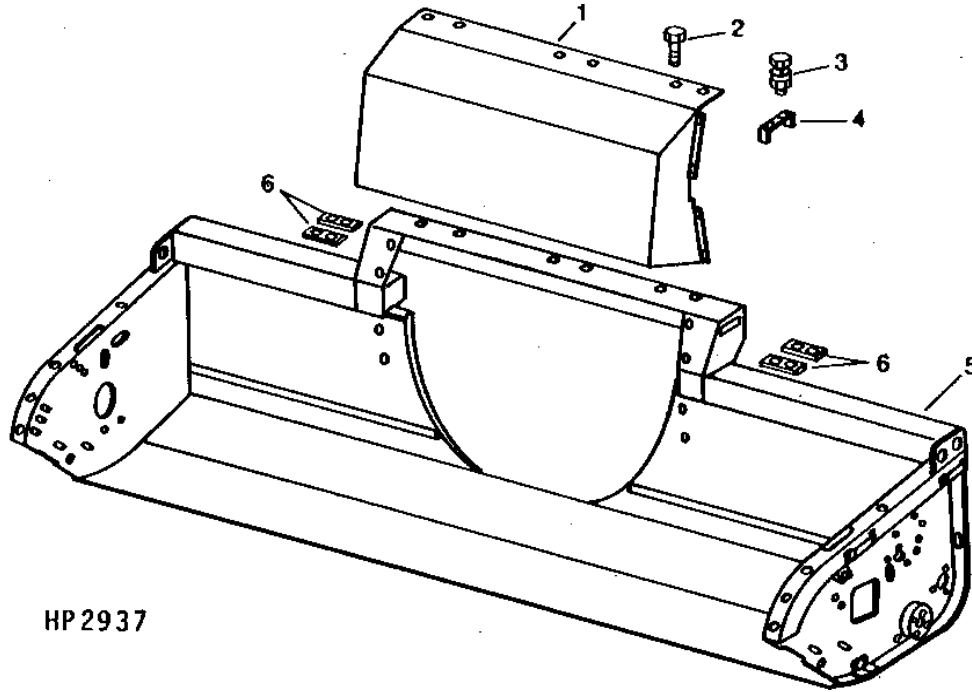
KEY	PART NO.	PART NAME	QTY	SERIAL NO. OR YEAR	REMARKS
1	H112847	BRACKET	1		
2	19H2020	CAP SCREW	4	5/16" X 1/2"	
	12H303	LOCK WASHER	4	5/16"	
	24H1777	WASHER	4	21/64" X 3/4" X 0.060"	
3	HAN1641	TUBE	1		
4	HAN1631	TUBE	1		
5	HAN1632	TUBE	1		
6	HAN1630	TUBE	1		
7	HAN1636	UNION FITTING	2		
8	HAN1644	UNION FITTING	2		
9	HAN1645	UNION FITTING	1		
10	HAN1637	UNION FITTING	3		
11	HAN1665	UNION FITTING	2		
12	HAN1635	TUBE	1		
13	HAN1638	TUBE	1		
14	HAN1633	TUBE	1		
15	HAN1634	TUBE	1		
16	HAN1639	TUBE	1		
17	HAN1662	CLAMP	1		
18	HAN1664	UNION FITTING	2		
19	03H2163	BOLT	AR	1/4" X 1-3/4"	
	12H302	LOCK WASHER	AR	1/4"	
	24H1287	WASHER	AR	9/32" X 5/8" X 0.065"	
	14H786	NUT	AR	1/4"	
20	H108245	CLAMP	AR		
21	19H1227	CAP SCREW	1	1/4" X 1/2"	
	12H302	LOCK WASHER	1	1/4"	
	14H860	NUT	1	1/4"	
22	HAN1642	TUBE	1		
23	HAN1643	TUBE	1		
24	HAN1640	TUBE	1		
25	HAN1646	HOSE	2		
26	HAN1647	HOSE	1		

D10

7722 COMBINE

HP2937 -UN-01JAN94

PLATFORM FRAME AND HOOD



HP 2937

KEY	PART NO.	PART NAME	QTY	SERIAL NO.	REMARKS
1	HAN1070	HOOD	1		
2	HAN1399	SCREW	14		
3	19H2102	CAP SCREW	4	1/4" X 1-3/4"	
	12H302	LOCK WASHER	4	1/4"	
	14H786	NUT	4	1/4"	
4	HAN1554	CLAMP	2		
5	HAN1561	FRAME	1		
6	HAN1718	BOARD	4		

MEMORANDA

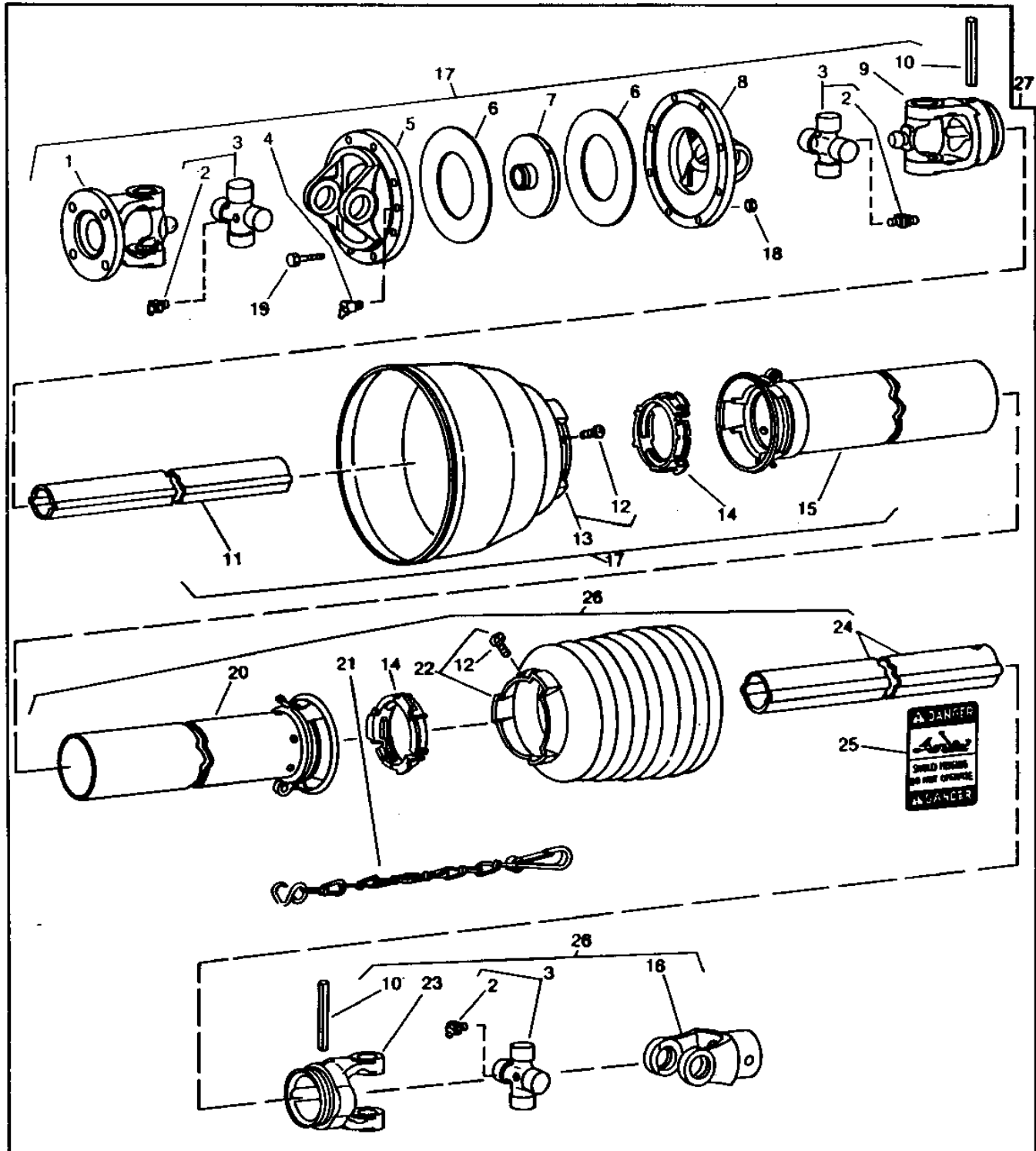
D11

7722 COMBINE

HP2958

-UN-01JAN94

PLATFORM DRIVE SHAFT



HP 2958

THIS PARTS LISTING IS CONTINUED

D12

7722 COMBINE

PLATFORM DRIVE SHAFT - CONTINUED

KEY	PART NO.	PART NAME	QTY	SERIAL NO.	REMARKS
1	AH115424	UNIVERSAL JOINT YOKE	1		
2	HAN1281	LUBRICATION FITTING	3		
3	AH115426	UNIVERSAL JOINT BEARING	3		
4	58M5577	LUBRICATION FITTING	1		
5	HAN1226	YOKE	1		
6	HAN1227	RING	2		
7	HAN1228	DISK	1		
8	HAN1229	YOKE	1		
9	HAN1233	YOKE	1		
10	34M6446	SPRING PIN	2		10 X 75 MM
11	HAN1235	SHAFT	1		INNER
12	23H117	SCREW	2		0.164" X 3/8"
13	HAN1308	SHIELD	1		
14	W36510	RING	2		
15	HAN1309	SHIELD	1		OUTER, W/CAP
16	HAN1225	YOKE	1		
17	HAN1221	SHAFT	1		WITH SHIELDING, MALE
18	14H812	NUT	6		3/8"
19	19H1800	CAP SCREW	6		3/8" X 1-1/2"
20	HAN1310	SHIELD	1		INNER, W/CAP
21	AW24500	LINK CHAIN	1		
22	HAN1311	SHIELD	1		
23	HAN1307	YOKE	1		
24	HAN1236	SHIELD	1		OUTER
25	H129222	LABEL	1		"DANGER" (STEEL)
26	HAN1222	SHAFT	1		WITH SHIELDING, FEMALE
27	HAN1232	UNIVERSAL DRIVESHAFT	1		WITH SHIELDING

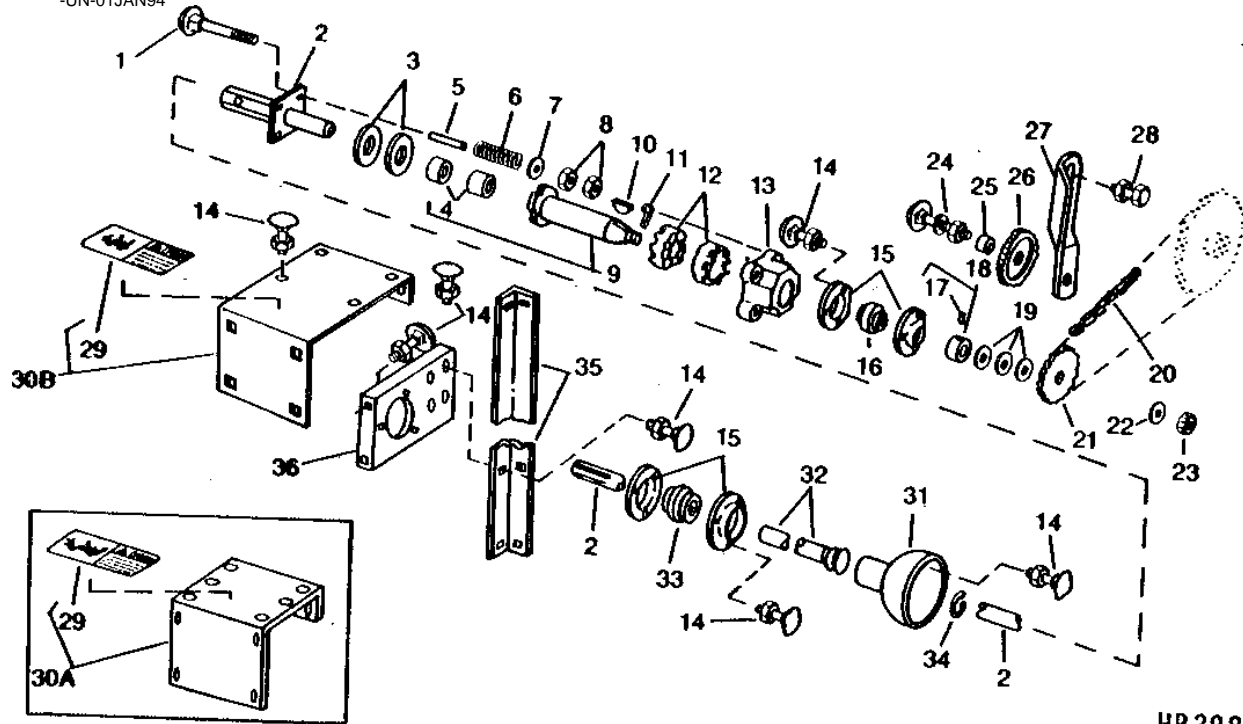
NOTE: QUANTITIES SHOWN ARE FOR ONE UNIT. TWO UNITS PER MACHINE.

D13

7722 COMBINE

HP2989 -UN-01JAN94

CROSS AUGER DRIVE (HILLSIDE)



HP 2989

KEY	PART NO.	PART NAME	QTY	SERIAL NO.	REMARKS
1	03H2040	BOLT	4	3/8" X 4-1/4"	
2	AH97285	SHAFT	1		
3	H95034	WASHER	2		
4	AR1479R	BUSHING	1	(2 PER PKG.)	
5	H87206	SPACER	4		
6	H77433	SPRING	4		
7	24H1653	WASHER	4	13/32" X 1-1/4" X 0.120"	
8	14H812	NUT	8	3/8"	
9	AH97281	SHAFT	1	(DRIVE)	
10	26H82	SHAFT KEY	1	1/4" X 7/8"	
11	11H237	COTTER PIN	1	1/8" X 2"	
12	Z699H	SLIP CLUTCH	2		
13	H89525	RETAINER	1		
14	03H1765	BOLT	12	3/8" X 3/4"	
	N10215	LOCK NUT	12		
15	C3994E	PRESSED FLANGED HOUSING	4		
16	AH10515	BALL BEARING	1		
17	22H897	SET SCREW	1	1/4" X 1/4"	
18	JD8594	ECCENTRIC LOCKING COLLAR	1		
19	24H1649	WASHER	3	1-9/32" X 1-11/16" X 0.060"	
20	LINK CHAIN	1	(ROLLER, DRIVE, TYPE 60, 3/4" PITCH, 87 LINKS) (ASSEMBLE FROM AB1288H, AB1289H, AB1290H, B5235H AND B5321H)	
21	AH87945	CHAIN SPROCKET	1	13 TOOTH	
22	24H1399	WASHER	1	25/32" X 1-5/8" X 0.180"	
23	14H902	NUT	1	3/4", (SUB 14H902 AND 11H237, THIS APPLICATION)	
24	03H1500	BOLT	2	3/8" X 1"	
	12H304	LOCK WASHER	2	3/8"	
	14H812	NUT	2	3/8"	
25	H98792	WASHER	1		
26	AH20443	CHAIN SPROCKET	1	1/2" BORE, 15 TOOTH	

D14

7722 COMBINE

CROSS AUGER DRIVE (HILLSIDE) - CONTINUED

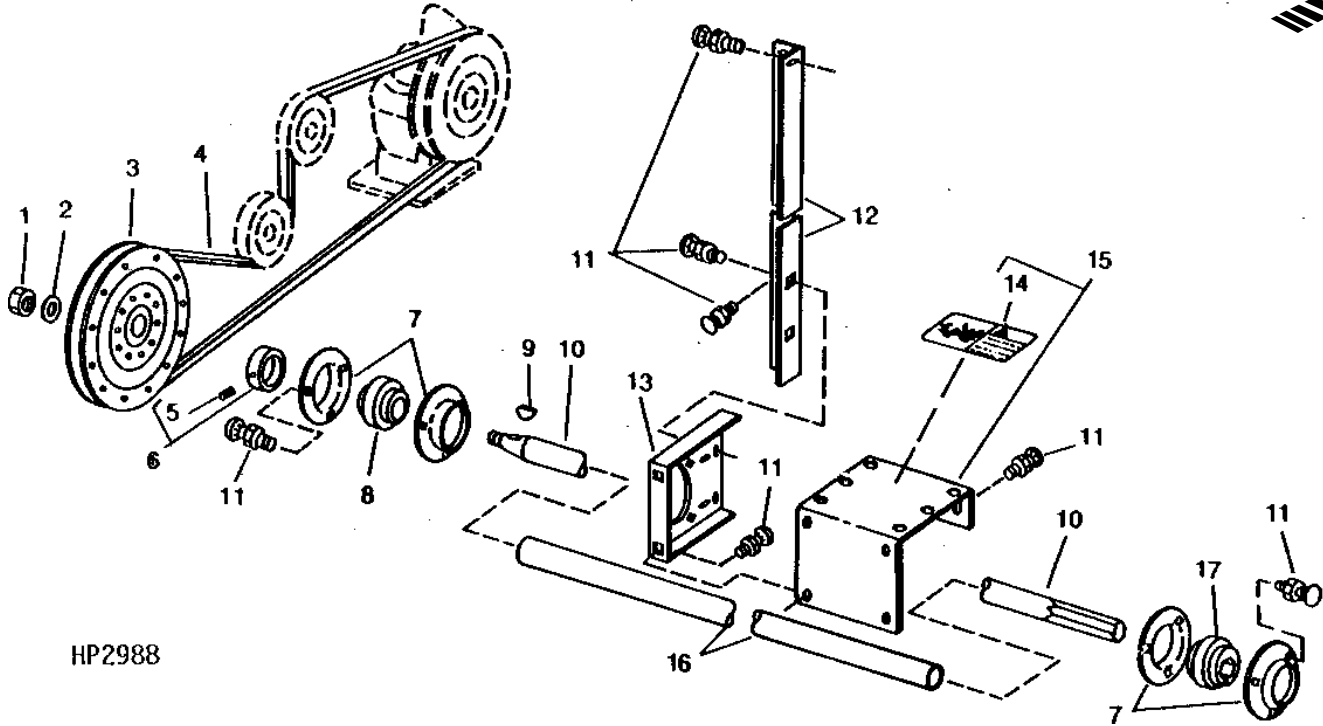
KEY	PART NO.	PART NAME	QTY	SERIAL NO.	REMARKS
27	AH97342	STRAP	1		
28	03H1500	BOLT	2		3/8" X 1"
	12H304	LOCK WASHER	2		3/8"
	14H812	NUT	2		3/8"
29	E74026	DECAL	2		"DANGER" (DRIVE SHAFT)
30A	H88271	SHIELD	1	-620100	
30B	H134062	SHIELD	1	620101-	R.H.
	H134063	SHIELD	1	620101-	L.H.
31	AH88540	SHIELD	1		(213) (SLIP CLUTCH)
32	AH89533	SHIELD	1		(215) (SLIP CLUTCH)
33	AN102010	BEARING	1		
34	H87059	SNAP RING	1		
35	H88270	ANGLE	1		
36	H88090	BRACKET	1	-620100	
	H134082	BRACKET	1	620101-	

D15

7722 COMBINE

HP2988 -UN-01JAN94

CUTTERBAR DRIVE (HILLSIDE)



HP2988

KEY	PART NO.	PART NAME	QTY	SERIAL NO.	REMARKS
1	14H904	NUT	1	3/4"	
2	24H1399	WASHER	1	25/32" X 1-5/8" X 0.180"	
3	AH93628	SHEAVE	1	305 MM (12") DIA.	
4	H21925	BELT	1		
5	22H897	SET SCREW	1	1/4" X 1/4"	
6	JD8594	ECCENTRIC LOCKING COLLAR	1		
7	C3994E	PRESSED FLANGED HOUSING	4		
8	AH10515	BALL BEARING	1		
9	26H82	SHAFT KEY	1	1/4" X 7/8"	
10	H88259	DRIVE SHAFT	1	L.H.	
11	03H1765	BOLT	17	3/8" X 3/4"	
	N10215	LOCK NUT	17		
12	H88270	ANGLE	1		
13	H88090	BRACKET	1	-620100	
	H134082	BRACKET	1	620101-	
14	E74026	DECAL	2		"DANGER" (DRIVE SHAFT)
15	H88271	SHIELD	1	-620100	
	H134062	SHIELD	1	620101-	R.H.
	H134063	SHIELD	1	620101-	L.H.
16	H88265	SHIELD	1		
17	AN102010	BEARING	1		

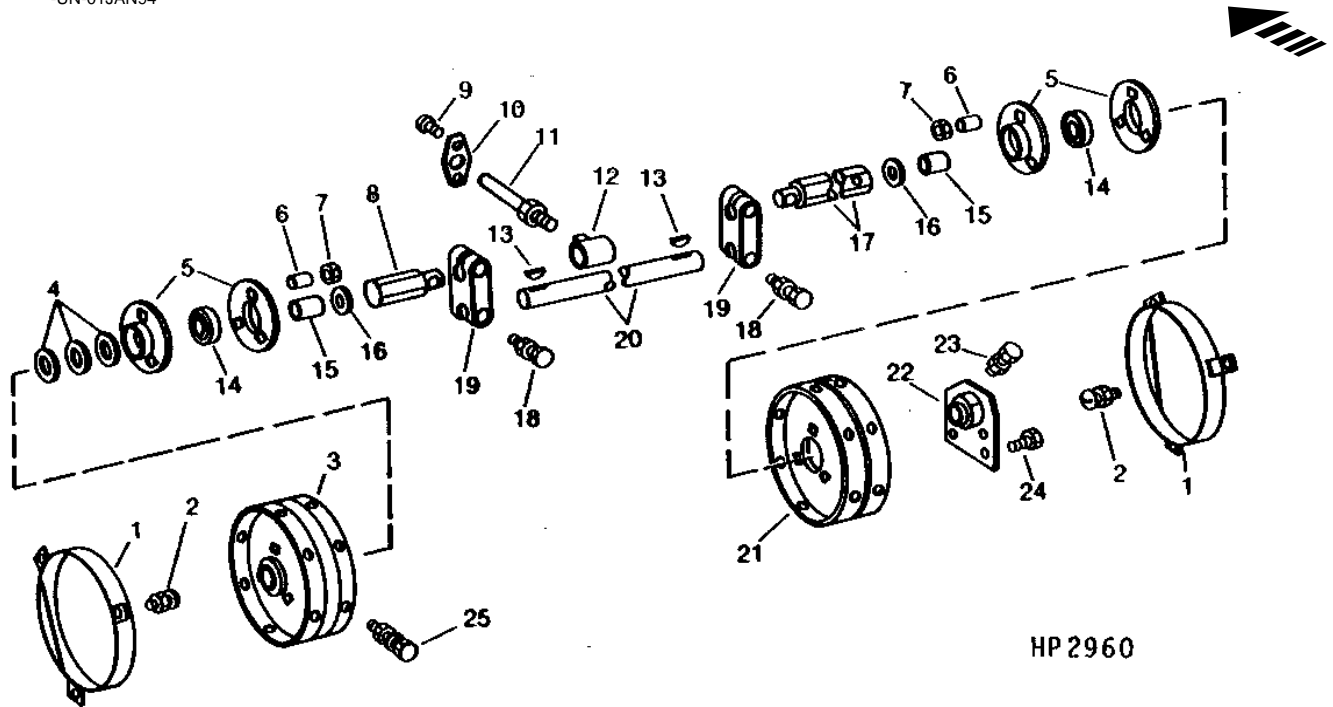
MEMORANDA

D16

7722 COMBINE

HP2960 -UN-01JAN94

FEEDER BEATER SHAFTS, FINGERS, SHIELDS, AND HEADS



HP 2960

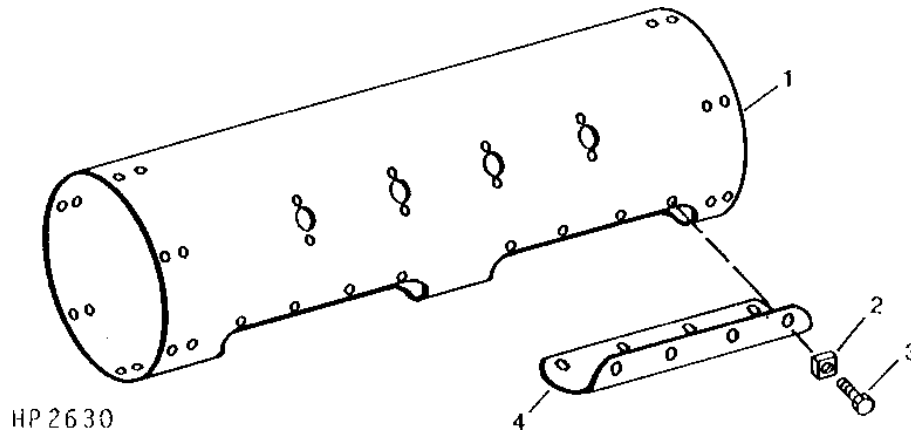
KEY	PART NO.	PART NAME	QTY	SERIAL NO.	REMARKS
1	HAN1683	SHIELD	2		
2	21H1027	SCREW	6	1/4" X 3/4"	
	12H302	LOCK WASHER	6	1/4"	
	14H786	NUT	6	1/4"	
3	AH106653	CYLINDER HEAD	1	L.H.	
4	24H1505	WASHER	AR	1-11/32" X 2" X 0.060"	
5	C3056E	PRESSED FLANGED HOUSING	4		
6	28H1697	SPACER	6	0.493" X 0.675" X 3/4"	
7	H86656	LOCK NUT	6		
8	H105631	SHAFT	1	L.H.	
9	H78354	SCREW	36	SELF-TAPPING	
10	H85241	GUIDE	18		
11	H84548	FINGER	18		
12	H84549	BEARING	18		
13	26H14	SHAFT KEY	2	3/16" X 3/4"	
14	JD9313	BALL BEARING	2		
15	H88079	BUSHING	2		
16	24H1266	WASHER	AR	1-9/32" X 1-3/4" X 0.060"	
17	H105630	SHAFT	1		
18	19H1801	CAP SCREW	6	3/8" X 2"	
	H86656	LOCK NUT	6		
19	H110088	CRANK	2		
20	HAN1216	SHAFT	1		
21	AH106652	CYLINDER HEAD	1	R.H.	
22	AH108339	SOCKET	1		
23	19H1726	CAP SCREW	1	3/8" X 2-1/4"	
24	19H1900	CAP SCREW	4	5/16" X 3/4"	
25	19H1900	CAP SCREW	24	5/16" X 3/4"	
	12H303	LOCK WASHER	24	5/16"	
	14H785	NUT	24	5/16"	

D17

7722 COMBINE

HP2630 -UN-01JAN94

FEEDER BEATER DRUM



KEY	PART NO.	PART NAME	QTY	SERIAL NO.	REMARKS
1	HAN1115	HOUSING	1		
2	P41706	NUT	16	SPEED	
3	19H1919	CAP SCREW	16	1/4" X 5/8"	
4	H85771	COVER	2		

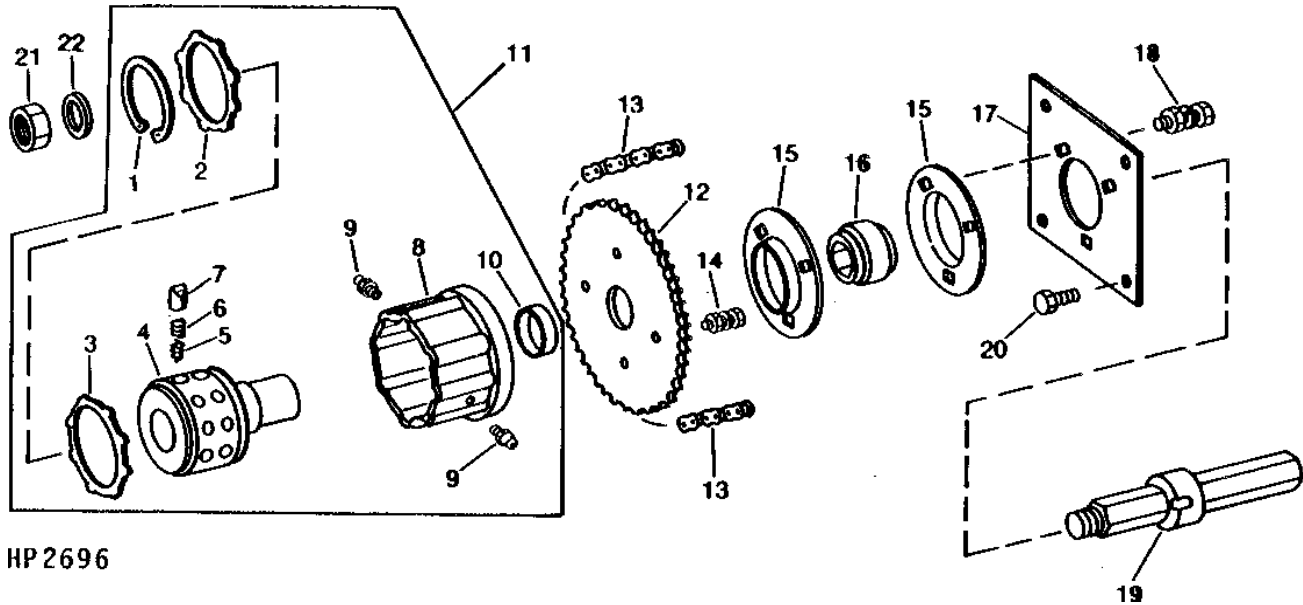
MEMORANDA

D18

7722 COMBINE

HP2696 -UN-01JAN94

FEEDER BEATER DRIVE HUB AND SLIP CLUTCH



HP 2696

KEY	PART NO.	PART NAME	QTY	SERIAL NO.	REMARKS
1	M86295	RING	1		SNAP
2	M86294	RING	1		STEEL
3	M86293	RING	1		PLASTIC
4	HAN1157	HUB	1		
5	M86291	COMPRESSION SPRING	16		OUTER
6	M86292	COMPRESSION SPRING	16		INNER
7	M86290	CAM	16		
8	HAN1117	HOUSING	1		
9	JD7797	LUBRICATION FITTING	2		
10	H88079	BUSHING	1		
11	HAN1166	SLIP CLUTCH	1		
12	HAN1116	CHAIN SPROCKET	1		30 TOOTH
13	HAN1600	ROLLER CHAIN	1		
14	19H1721	CAP SCREW	4		1/2" X 1-1/2"
	12H301	LOCK WASHER	4		1/2"
	14H1040	NUT	4		1/2"
15	C3994E	PRESSED FLANGED HOUSING	2		
16	AN102010	BEARING	1		
17	AH108282	PLATE	1		
18	19H1731	CAP SCREW	3		3/8" X 1"
	12H304	LOCK WASHER	3		3/8"
	14H812	NUT	3		3/8"
19	AH104221	SHAFT	1		
20	H76139	SCREW	4		
21	T25879	NUT	1		19.050 MM (3/4")
22	24H1399	WASHER	2		25/32" X 1-5/8" X 0.180"

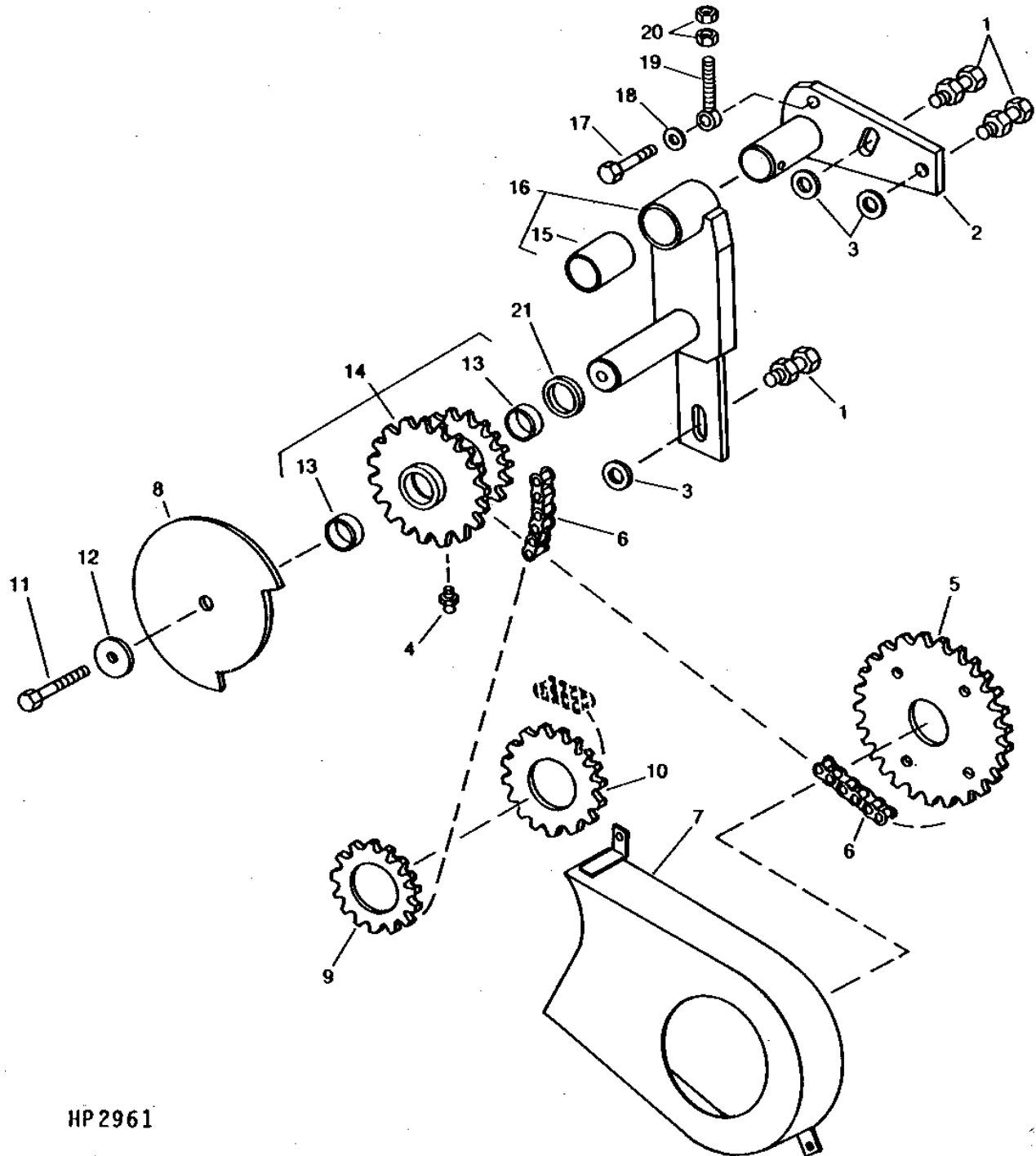
D19

7722 COMBINE

HP2961

-UN-01JAN94

FEEDER BEATER DRIVES AND SHIELDS



HP 2961

D20

7722 COMBINE

FEEDER BEATER DRIVES AND SHIELDS - CONTINUED

KEY	PART NO.	PART NAME	QTY	SERIAL NO.	REMARKS
1	03H1731	BOLT	3		1/2" X 1-1/2"
	HAN1500	LOCK NUT	3		
2	HAN1591	SHAFT	1		
3	24H1211	WASHER	3		9/16" X 1-3/8" X 0.105"
4	JD7759	LUBRICATION FITTING	2		
5	HAN1116	CHAIN SPROCKET	1		
6	HAN1600	ROLLER CHAIN	2		
7	HAN1594	SHIELD	1		
8	HAN1672	SHIELD	1		
9	HAN1695	CHAIN SPROCKET	1		
10	HAN1694	CHAIN SPROCKET	1		
11	19H1792	CAP SCREW	1		1/2" X 1"
12	12H301	LOCK WASHER	1		1/2"
13	HAN1510	BEARING	2		
14	HAN1593	CHAIN SPROCKET	1		
15	HAN1541	BUSHING	1		(BRONZE)
16	HAN1592	PIVOT	1		
17	19H1731	CAP SCREW	1		3/8" X 1"
18	24H1219	WASHER	1		7/16" X 1" X 0.083"
19	HAN1348	EYEBOLT	1		
20	14H812	NUT	2		3/8"
21	HAN1543	WASHER	1		

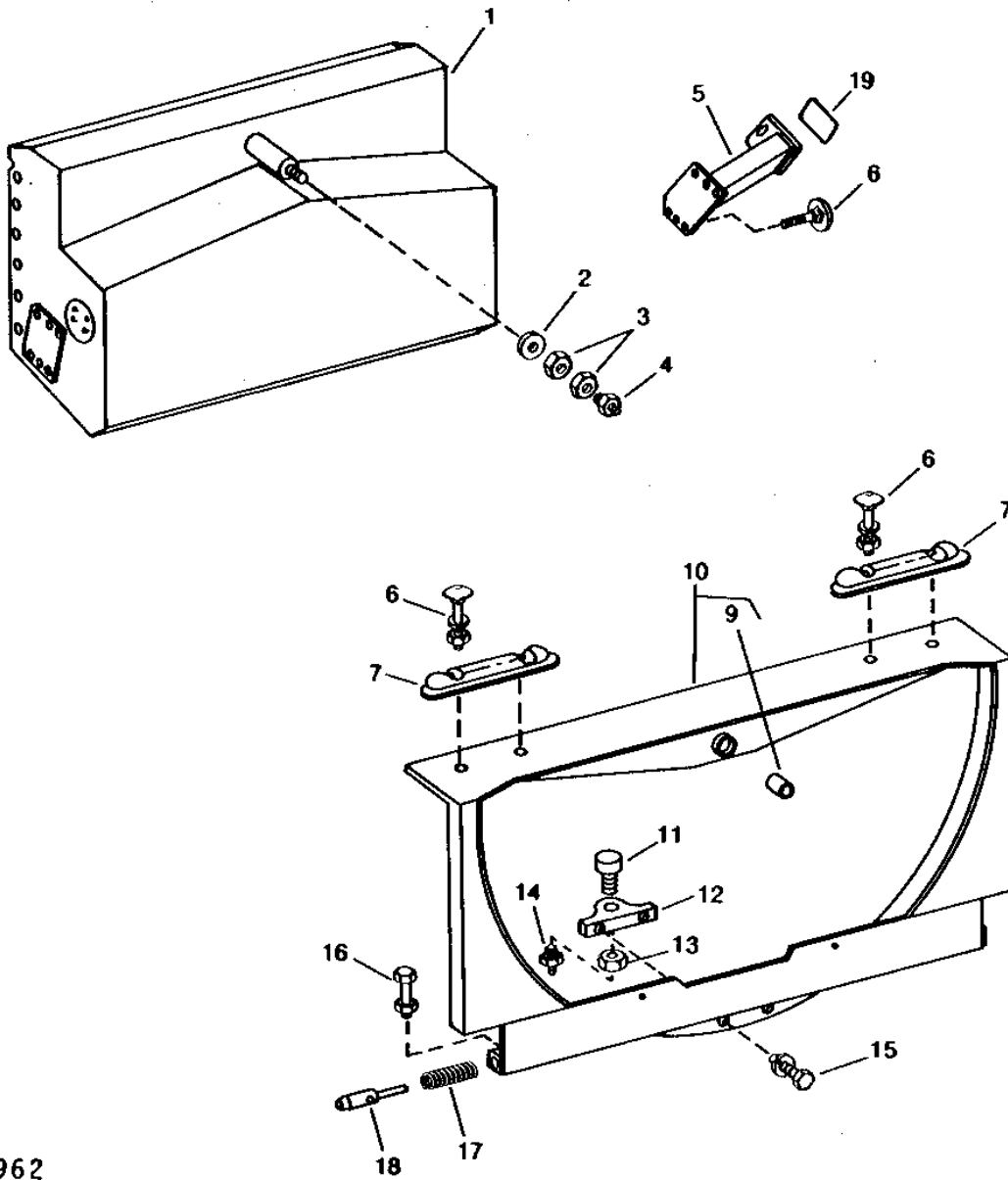
D21

7722 COMBINE

HP2962

-UN-01JAN94

FEEDER HOUSE FRONT SHEETS



HP 2962

D22

7722 COMBINE

FEEDER HOUSE FRONT SHEETS - CONTINUED

KEY	PART NO.	PART NAME	QTY	SERIAL NO.	REMARKS
1	HAN1039	EXTENSION	1		
2	H65322	WASHER	1		
3	14H873	NUT	2	1-1/4"	
4	JD7759	LUBRICATION FITTING	1		
5	HAN1597	ARM	1	L.H.	
	HAN1598	ARM	1	R.H.	
6	19H1792	CAP SCREW	6	1/2" X 1"	
	12H301	LOCK WASHER	6	1/2"	
7	03H1593	BOLT	4	1/2" X 2-1/2"	
	12H301	LOCK WASHER	4	1/2"	
	14H809	NUT	4	1/2"	
8	H93556	CLAMP	2		
9	H65716	BUSHING	2		
10	HAN1002	ROCKER	1	W/BUSHINGS	
11	HAN1066	ROLLER	9		
	12H236	LOCK WASHER	9	3/4"	
12	HAN1077	SUPPORT	1		
13	14H905	NUT	1	3/4"	
14	JD7826	FITTING	9	STRAIGHT	
15	19H1800	CAP SCREW	4	3/8" X 1-1/2"	
	12H304	LOCK WASHER	4	3/8"	
16	19H1820	CAP SCREW	2	1/2" X 3"	
	14H809	NUT	2	1/2"	
17	124424	SPRING	2		
18	H89360	PIN	2		
19	H135411	DECAL	1	APPLY TO HAN1598 R.H. ARM ONLY	

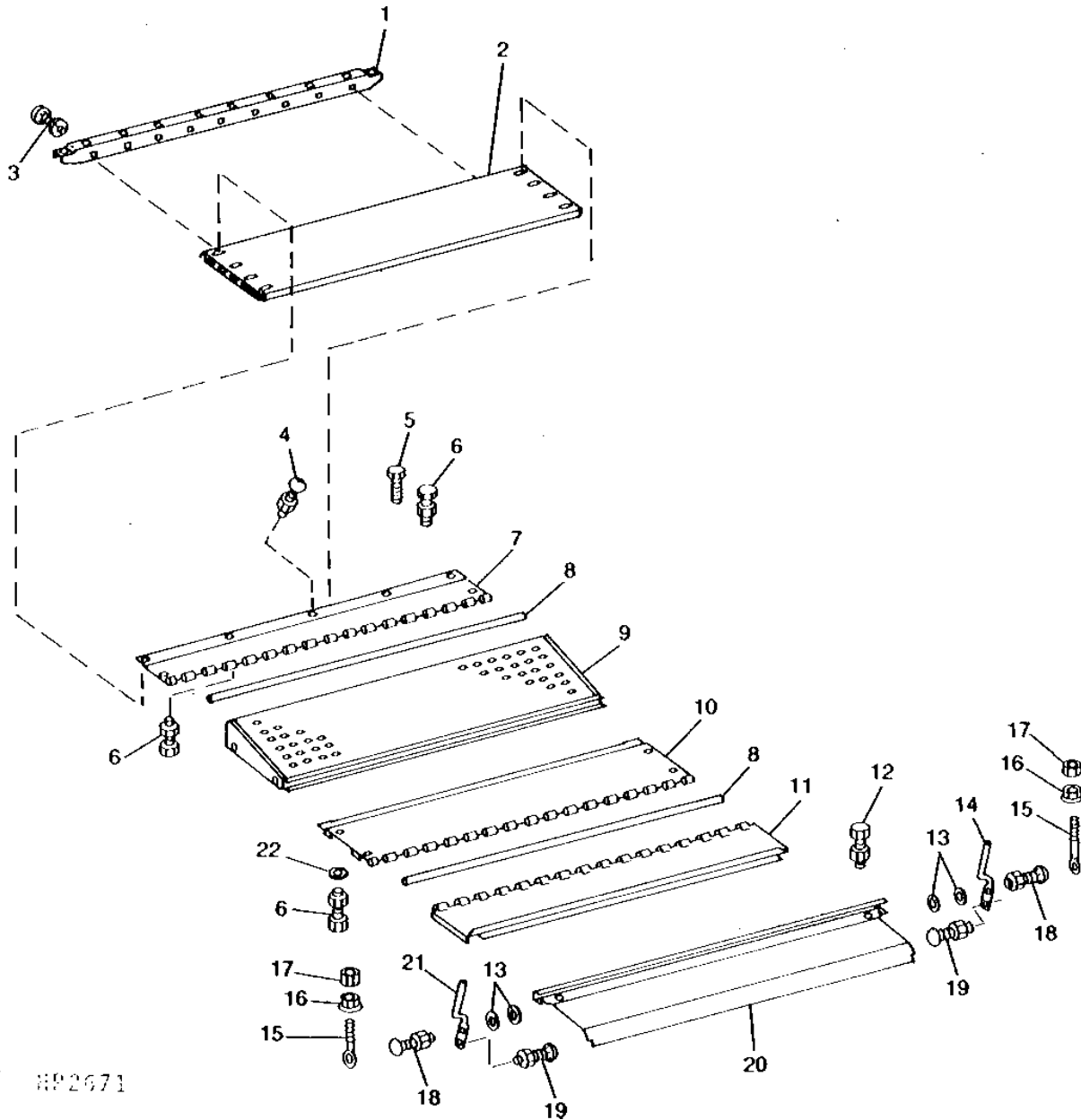
D23

7722 COMBINE

HP2671

-UN-01JAN94

FEEDER HOUSE TOP SHEETS



HP2671

D24

7722 COMBINE

FEEDER HOUSE TOP SHEETS - CONTINUED

KEY	PART NO.	PART NAME	QTY	SERIAL NO.	REMARKS
1	H79825	CHANNEL	1		
2	H79826	PLATE	1		
3	03H1463	BOLT	11		3/8" X 3/4"
	12H304	LOCK WASHER	11		3/8"
	14H812	NUT	11		3/8"
4	10H1026	BOLT	12		
	14H812	NUT	12		3/8"
5	M66314	SCREW	2		
6	19H1900	CAP SCREW	16		5/16" X 3/4"
	12H303	LOCK WASHER	16		5/16"
	14H785	NUT	16		5/16"
7	H101218	SHEET	1		FRONT
8	H76223	PIN	2		
9	AH76271	DOOR	1		FRONT
10	AH76273	SHEET	1		REAR
11	AH77686	DOOR	1		MIDDLE
12	19H2021	CAP SCREW	2		3/8" X 5/8"
	14H812	NUT	2		3/8"
13	24H1136	WASHER	6		11/32" X 11/16" X 0.065"
14	H78624	LEVER	1		R.H.
15	H76683	EYEBOLT	2		
16	N10213	LOCK NUT	2		
17	14H611	NUT	2		5/16"
18	09H1696	BOLT	2		5/16" X 1-1/4"
	H76696	LOCK NUT	2		
19	03H1524	BOLT	2		5/16" X 1"
	H76696	LOCK NUT	2		
20	AH111188	DOOR	1		REAR
21	H76701	LEVER	1		L.H.
22	24H1136	WASHER	4		11/32" X 11/16" X 0.065"

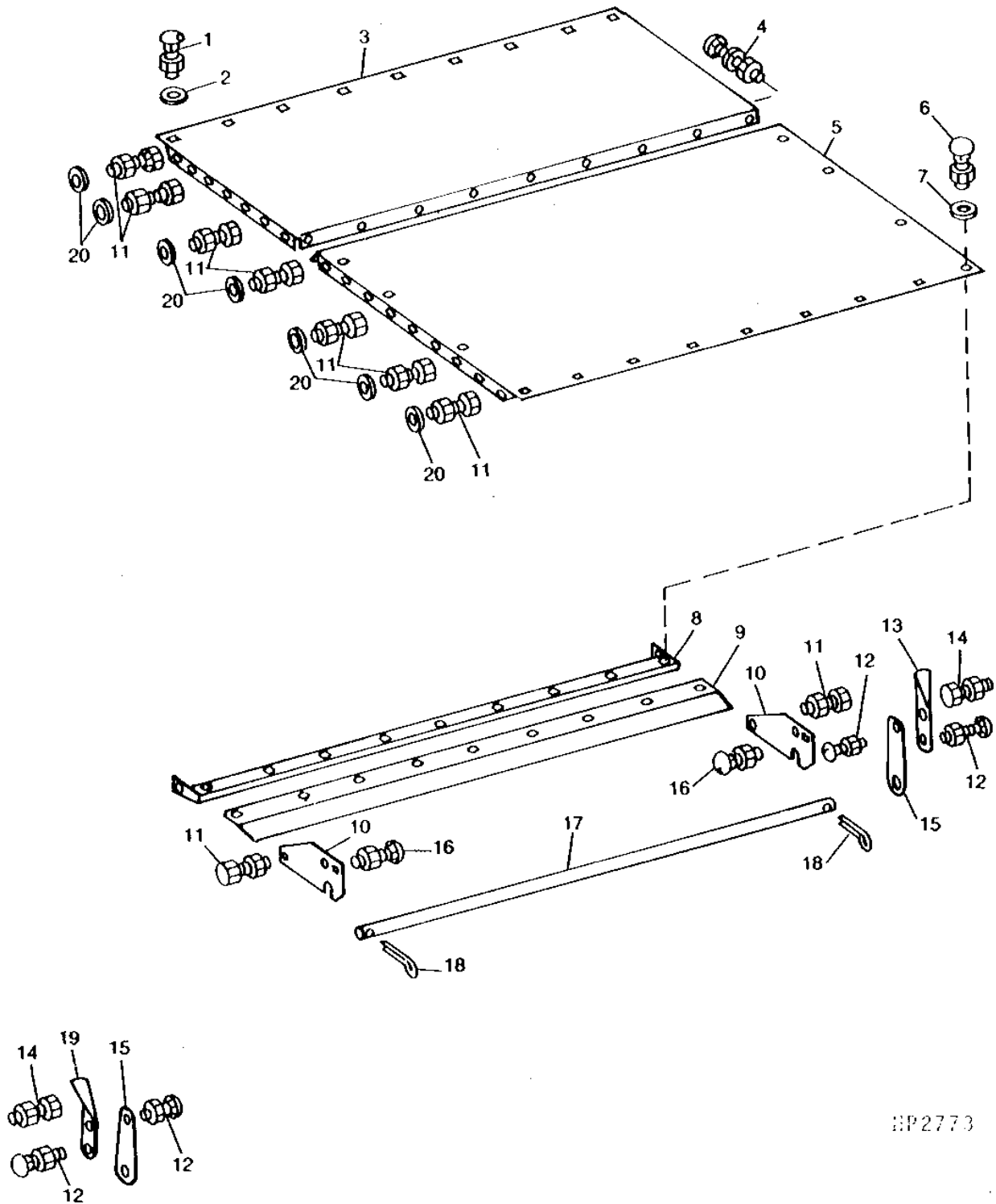
E1

7722 COMBINE

HP2773

-UN-01JAN94

FEEDER HOUSE BOTTOM SHEETS



HP2773

E2

7722 COMBINE

FEEDER HOUSE BOTTOM SHEETS - CONTINUED

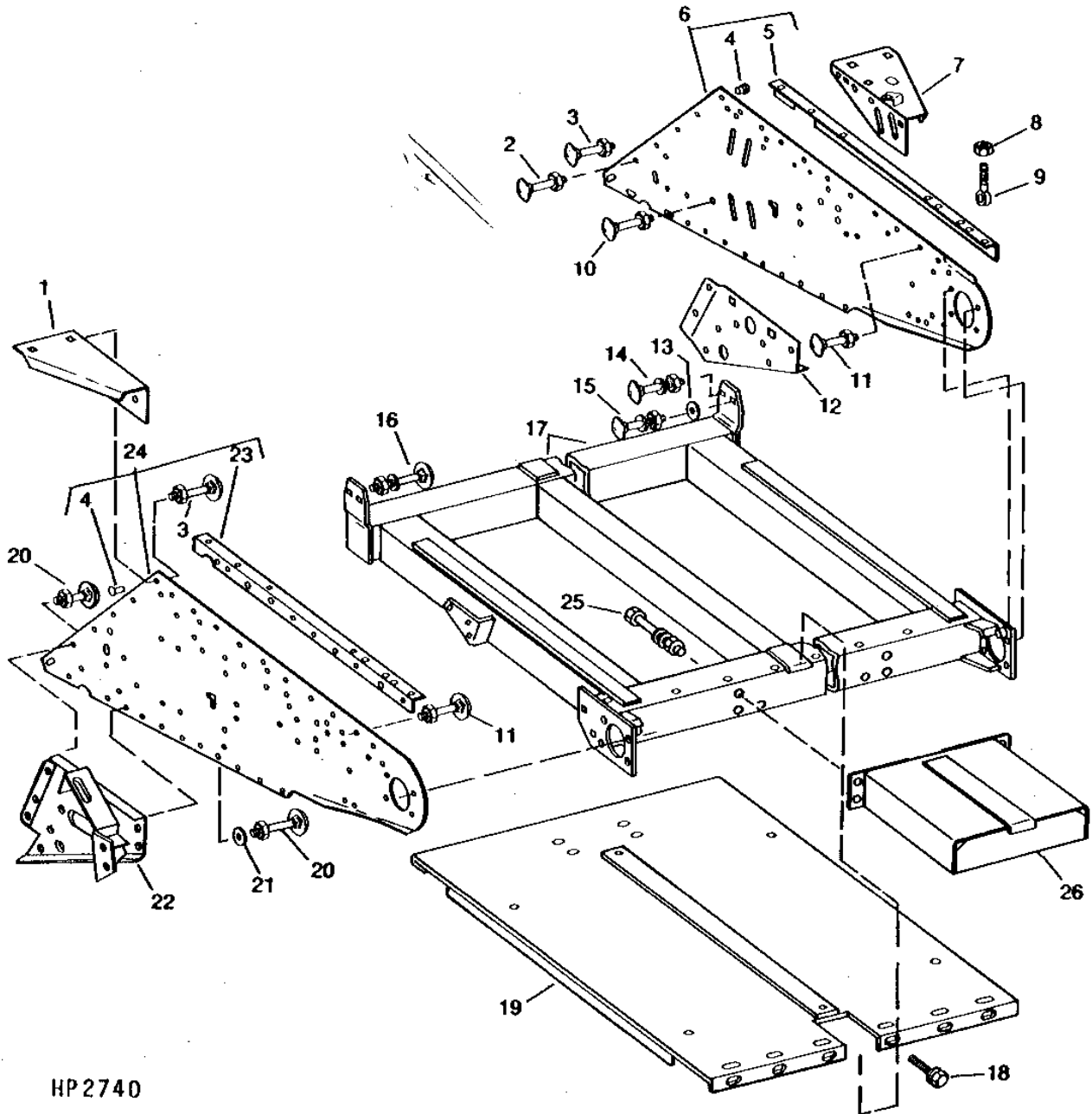
KEY	PART NO.	PART NAME	QTY	SERIAL NO.	REMARKS
1	03H1519	BOLT	13		3/8" X 1"
	12H304	LOCK WASHER	13		3/8"
	14H812	NUT	13		3/8"
2	24H1305	WASHER	13		13/32" X 13/16" X 0.065"
3	AH88599	PLATE	1		
4	03H1765	BOLT	11		3/8" X 3/4"
	12H304	LOCK WASHER	11		3/8"
	14H812	NUT	11		3/8"
5	AH83621	SHEET	1		(LONG)
6	09H1649	BOLT	9		5/16" X 3/4"
	12H303	LOCK WASHER	9		5/16"
	14H785	NUT	9		5/16"
7	24H1136	WASHER	9		11/32" X 11/16" X 0.065"
8	AH80939	REINFORCEMENT	1		
9	H98034	COVER	1		
10	H93170	BRACKET	2		
11	19H1732	CAP SCREW	26		3/8" X 1-1/4"
	12H304	LOCK WASHER	26		3/8"
	14H812	NUT	26		3/8"
12	21H1226	SCREW	4		5/16" X 7/8"
	H76696	LOCK NUT	4		
13	H76690	HANDLE	1		R.H.
14	19H1900	CAP SCREW	2		5/16" X 3/4"
	14H785	NUT	2		5/16"
15	H93166	LATCH	2		
16	03H1463	BOLT	2		3/8" X 3/4"
	12H304	LOCK WASHER	2		3/8"
	14H812	NUT	2		3/8"
17	H96838	TUBE	1		
18	11H213	COTTER PIN	2		3/16" X 1-3/4"
19	H76700	HANDLE	1		L.H.
20	24H1305	WASHER	24		13/32" X 13/16" X 0.065"

E3

7722 COMBINE

HP2740 -UN-01JAN94

FEEDER HOUSE SIDE SHEETS AND FRAME



HP 2740

E4

7722 COMBINE

FEEDER HOUSE SIDE SHEETS AND FRAME - CONTINUED

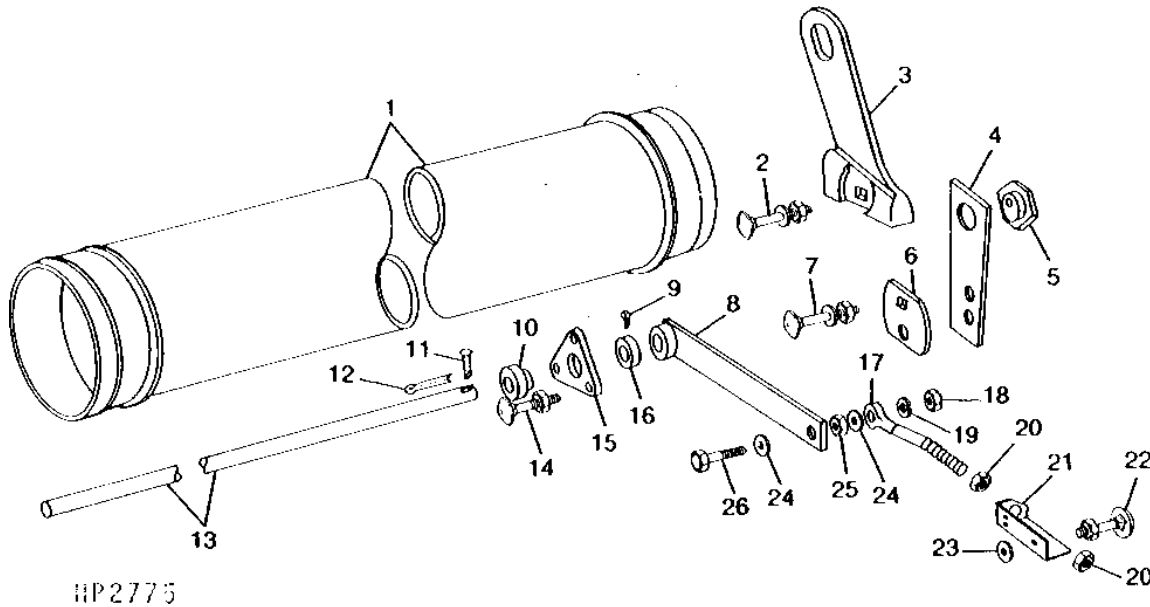
KEY	PART NO.	PART NAME	QTY	SERIAL NO.	REMARKS
1	H102679	BRACE	1		L.H.
2	03H1268	BOLT	8		5/16" X 3/4"
	14H785	NUT	8		5/16"
3	03H2117	BOLT	8		3/8" X 7/8"
	14H812	NUT	8		3/8"
4	16H658	RIVET	14		1/4" X 5/8"
	16H697	RIVET	2		1/4" X 1"
5	H98624	ANGLE	1		R.H.
6	AH117527	SHEET	1		R.H.
7	AH102708	BRACE	1		R.H.
8	14H1040	NUT	1		1/2"
9	H102689	EYEBOLT	1		
10	03H1519	BOLT	4		3/8" X 1"
	14H812	NUT	4		3/8"
11	03H1709	BOLT	2		5/16" X 1"
	14H785	NUT	2		5/16"
12	H92192	REINFORCEMENT	1		R.H.
13	24H1371	WASHER	1		21/32" X 1-3/8" X 0.194"
14	03H1603	BOLT	1		5/8" X 2"
	12H294	LOCK WASHER	1		5/8"
	14H1039	NUT	1		5/8"
15	03H1801	BOLT	1		5/8" X 1-3/4"
	12H294	LOCK WASHER	1		5/8"
	14H1039	NUT	1		5/8"
16	03H1801	BOLT	2		5/8" X 1-3/4"
	12H294	LOCK WASHER	2		5/8"
	14H1039	NUT	2		5/8"
17	AH111147	FRAME	1	-620249	
	AH124960	FRAME	1	620250-	
18	H65108	SCREW	6		
19	AH111181	BOTTOM	1	-620249	
	AH124955	BOTTOM	1	620250-	(FALSE BOTTOM)
20	19H1731	CAP SCREW	12		3/8" X 1"
	14H812	NUT	12		3/8"
21	24H1305	WASHER	12		13/32" X 13/16" X 0.065"
22	AH96406	SUPPORT	1		L.H.
23	H98625	ANGLE	1		L.H.
24	AH117528	SHEET	1		L.H.
25	19H2205	CAP SCREW	6		3/8" X 6"
	12H304	LOCK WASHER	6		3/8"
	24H1305	WASHER	4		13/32" X 13/16" X 0.065"
26	AH123769	BOTTOM	1		(BOTTOM SHEET) (DEALER INSTALLED)

E5

7722 COMBINE

HP2775 -UN-01JAN94

FEEDER CONVEYOR IDLER SHAFT AND FEEDER DRUM



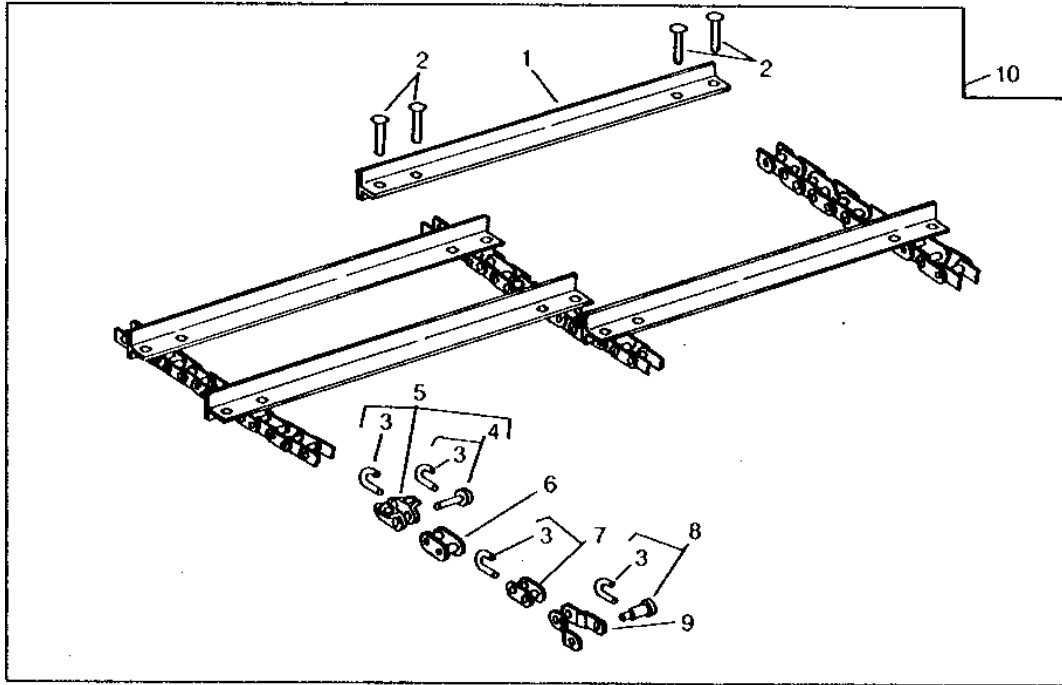
KEY	PART NO.	PART NAME	QTY	SERIAL NO.	REMARKS
1	AH84646	DRUM	1		
2	03H1439	BOLT	2	1/2" X 1-3/4"	
	12H301	LOCK WASHER	2	1/2"	
	14H1040	NUT	2	1/2"	
3	H84945	STOP	1	R.H. ARM	
	H84946	STOP	1	L.H. ARM	
4	H84942	PLATE	2		
5	H97322	CAM	2		
6	H84944	STOP	2		
7	H84943	BOLT	2		
	12H301	LOCK WASHER	2	1/2"	
	14H1040	NUT	2	1/2"	
8	AH116698	ARM	2		
9	22H897	SET SCREW	2	1/4" X 1/4"	
10	JD8665	BALL BEARING	2		
11	H81710	PIN	2	DRILLED	
12	11H211	COTTER PIN	2	1/8" X 3/4"	
13	H77755	SHAFT	1		
14	19H1731	CAP SCREW	6	3/8" X 1"	
	14H812	NUT	6	3/8"	
15	H80806	HOUSING	2		
16	JD8554	ECCENTRIC LOCKING COLLAR	2	WITH SET SCREW	
17	H118582	EYEBOLT	2		
18	14H1040	NUT	2	1/2"	
19	12H301	LOCK WASHER	2	1/2"	
20	14H1039	NUT	4	5/8"	
21	AH96641	BRACKET	2		
22	03H1709	BOLT	6	5/16" X 1"	
	12H303	LOCK WASHER	6	5/16"	
	14H785	NUT	6	5/16"	
23	24H1293	WASHER	6	11/32" X 1-1/16" X 0.120"	
24	24H1162	WASHER	4	17/32" X 1-1/4" X 0.060"	
25	H81277	BUSHING	2		
26	H31381	BOLT	2		

E6

7722 COMBINE

HP2718 -UN-01JAN94

FEEDER CONVEYOR CHAIN



HP2718

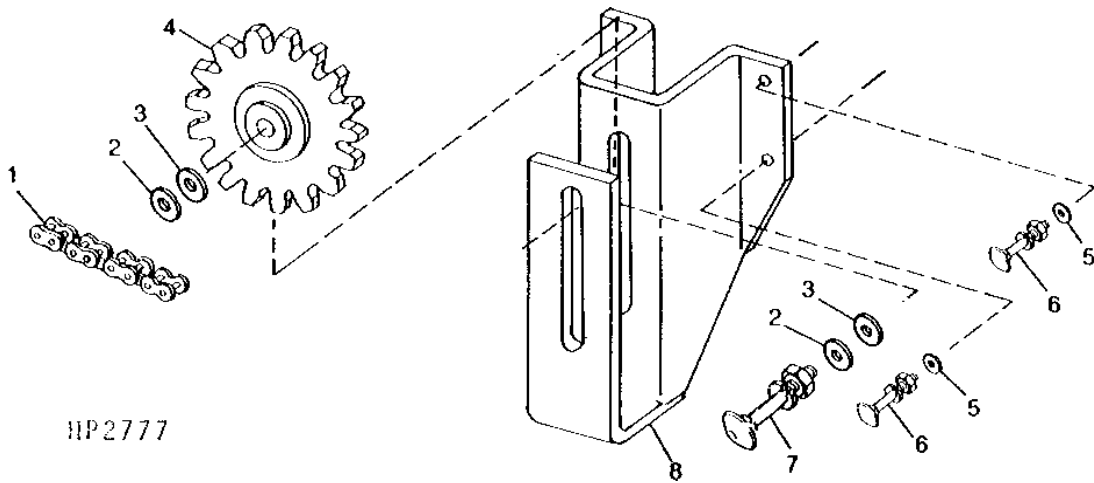
KEY	PART NO.	PART NAME	QTY	SERIAL NO.	REMARKS
1	H84497	SLAT	AR		
2	16H1083	RIVET	AR		
3	H84026	HOOK	1		5/16" X 5/8", 5/16" X 5/8", (4 USED PER SLAT)
4	AC14974	PIN	1		
5	AH83426	CHAIN LINK	1		ATTACHMENT
6	C10232	LINK	1		ROLLER
7	AH84241	CHAIN LINK	1		COUPLER
8	AC11779	PIN	1		
9	C10233	CHAIN LINK	1		OFFSET
10	AH123536	CONVEYOR	1		

E7

7722 COMBINE

HP2777 -UN-01JAN94

FEEDER CONVEYOR DRIVE CHAIN, IDLER AND BRACKET



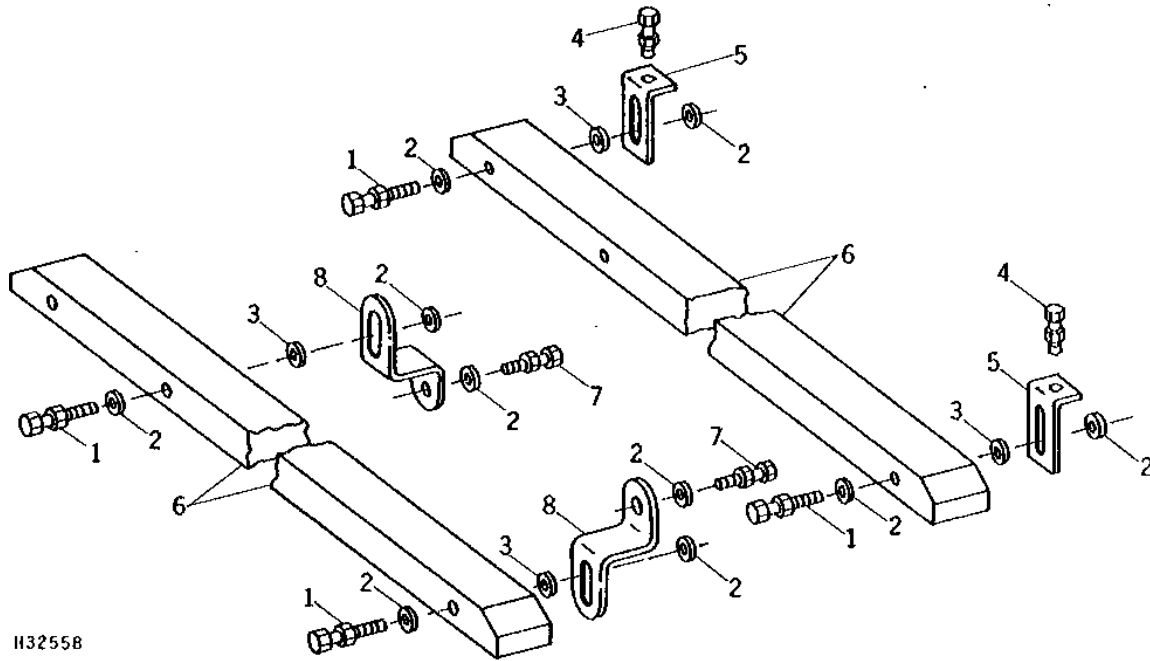
KEY	PART NO.	PART NAME	QTY	SERIAL NO.	REMARKS
1	LINK CHAIN	1		ROLLER, TYPE 60, 19MM (3/4") PITCH, 225 LINKS (ASSEMBLE FROM (4) AB1288H AND AB1289H)
2	24H1111	WASHER	2		17/32" X 1-1/16" X 0.090"
3	H87121	SPACER	2		
4	AN31211	CHAIN SPROCKET	1		15 TOOTH
5	24H1305	WASHER	3		13/32" X 13/16" X 0.065"
6	19H1731	CAP SCREW	3		3/8" X 1"
	12H304	LOCK WASHER	3		3/8"
	14H812	NUT	3		3/8"
7	03H1503	BOLT	1		1/2" X 2-1/2"
	12H301	LOCK WASHER	1		1/2"
8	AH96759	BRACKET	1		

E8

7722 COMBINE

H32558 -UN-01JAN94

FEEDER CONVEYOR DRIVE CHAIN GUIDES



H32558

KEY	PART NO.	PART NAME	QTY	SERIAL NO.	REMARKS
1	19H2128	CAP SCREW	6	3/8" X 3"	
	12H304	LOCK WASHER	6	3/8"	
	14H812	NUT	6	3/8"	
2	24H1305	WASHER	16	13/32" X 13/16" X 0.065"	
3	24H1308	WASHER	6	13/32" X 1" X 0.134"	
4	19H2284	CAP SCREW	2	3/8" X 7/8"	
	12H304	LOCK WASHER	2	3/8"	
	14H812	NUT	2	3/8"	
5	H80843	BRACKET	2	UPPER	
6	H95443	GUIDE	2		
7	19H1732	CAP SCREW	4	3/8" X 1-1/4"	
	12H304	LOCK WASHER	4	3/8"	
	14H812	NUT	4	3/8"	
8	H82530	BRACKET	2	LOWER	

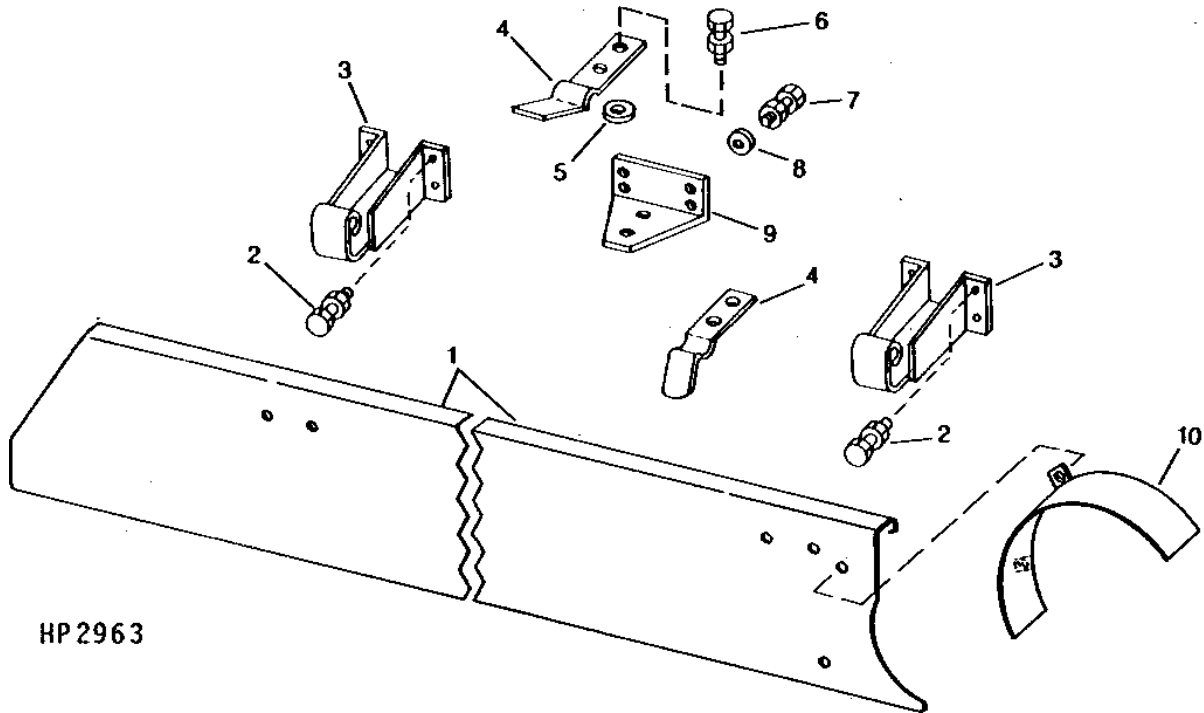
MEMORANDA

E9

7722 COMBINE

HP2963 -UN-01JAN94

FEEDER HOUSE SHIELD (RIGHT-HAND)



HP2963

KEY	PART NO.	PART NAME	QTY	SERIAL NO.	REMARKS
1	HAN1405	SHIELD	1		
2	03H1268	BOLT	4	5/16" X 3/4"	
	14H785	NUT	4	5/16"	
3	H88055	BRACKET	2		
4	H78884	LATCH	2		
5	24H1136	WASHER	1	11/32" X 11/16" X 0.065"	
6	19H1900	CAP SCREW	2	5/16" X 3/4"	
	14H785	NUT	2	5/16"	
7	19H1732	CAP SCREW	2	3/8" X 1-1/4"	
	14H812	NUT	2	3/8"	
8	24H1305	WASHER	4	13/32" X 13/16" X 0.065"	
9	H95442	BRACKET	1		
10	HAN1675	SHIELD	1		

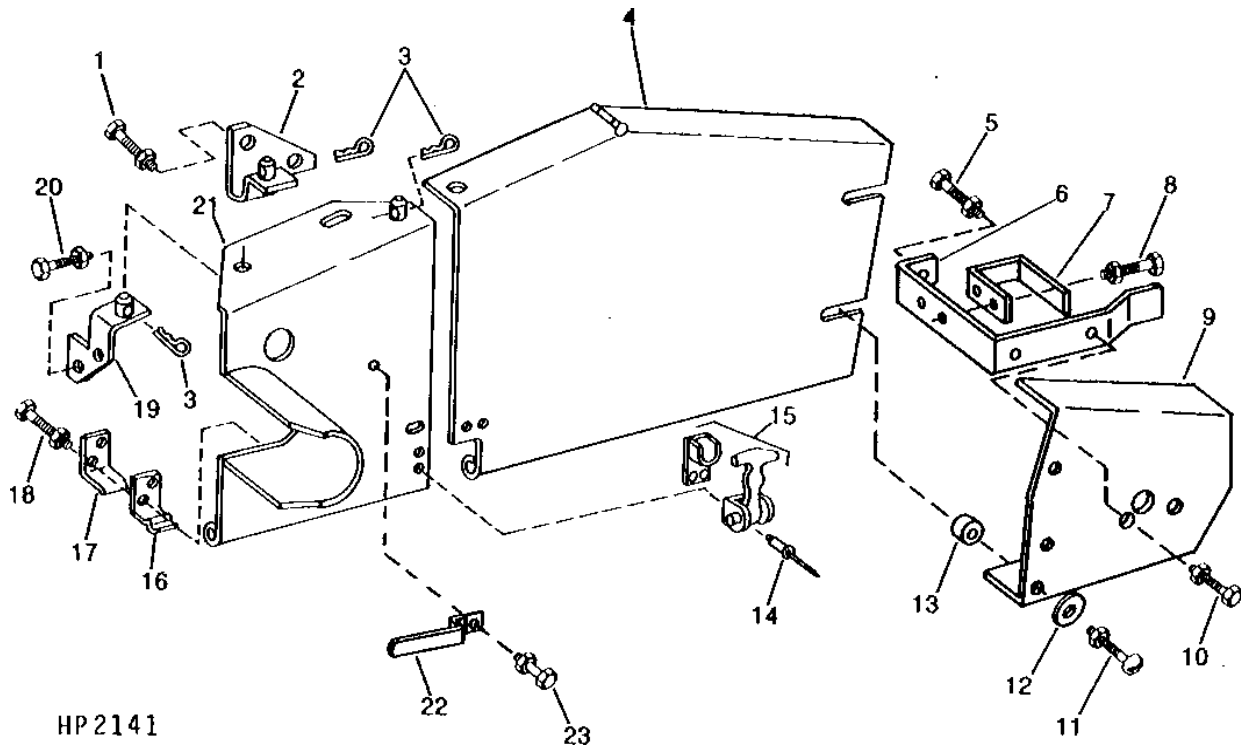
E10

7722 COMBINE

HP2141

-UN-01JAN94

FEEDER HOUSE SHIELDS (LEFT-HAND)



E11

7722 COMBINE

FEEDER HOUSE SHIELDS (LEFT-HAND) - CONTINUED

KEY	PART NO.	PART NAME	QTY	SERIAL NO.	REMARKS
1	03H1652	BOLT	2		5/8" X 1-1/2"
	E62875	LOCK NUT	2		
2	AH97997	BRACKET	1		
3	A3581R	SPRING LOCKING PIN	3		
4	AH96752	SHIELD	1		MIDDLE
5	19H1731	CAP SCREW	1		3/8" X 1"
	12H304	LOCK WASHER	1		3/8"
	14H812	NUT	1		3/8"
6	H95459	STRAP	1		
7	H97821	SCRAPER	1		
8	19H1900	CAP SCREW	2		5/16" X 3/4"
	N10213	LOCK NUT	2		
9	AH102394	SHIELD	1		REAR
10	19H1936	CAP SCREW	1		3/8" X 3/4"
	N10215	LOCK NUT	1		
11	21H1075	SCREW	2		5/16" X 1"
	N10213	LOCK NUT	2		
12	24H1224	WASHER	2		11/32" X 1" X 1/16"
13	T12898	WASHER	2		
14	H85233	RIVET	4		
15	AH96473	LATCH	1		
16	H97912	LATCH	1		LATCH
17	H97911	BRACKET	1		LATCH
18	19H1732	CAP SCREW	2		3/8" X 1-1/4"
	N10215	LOCK NUT	2		
19	AH96471	BRACKET	1		
20	19H1936	CAP SCREW	2		3/8" X 3/4"
	12H304	LOCK WASHER	2		3/8"
21	AH114779	SHIELD	1		FRONT
22	AH78124	CLIP	2		
23	21H1069	SCREW	2		3/8" X 1"
	12H304	LOCK WASHER	2		3/8"
	14H812	NUT	2		3/8"

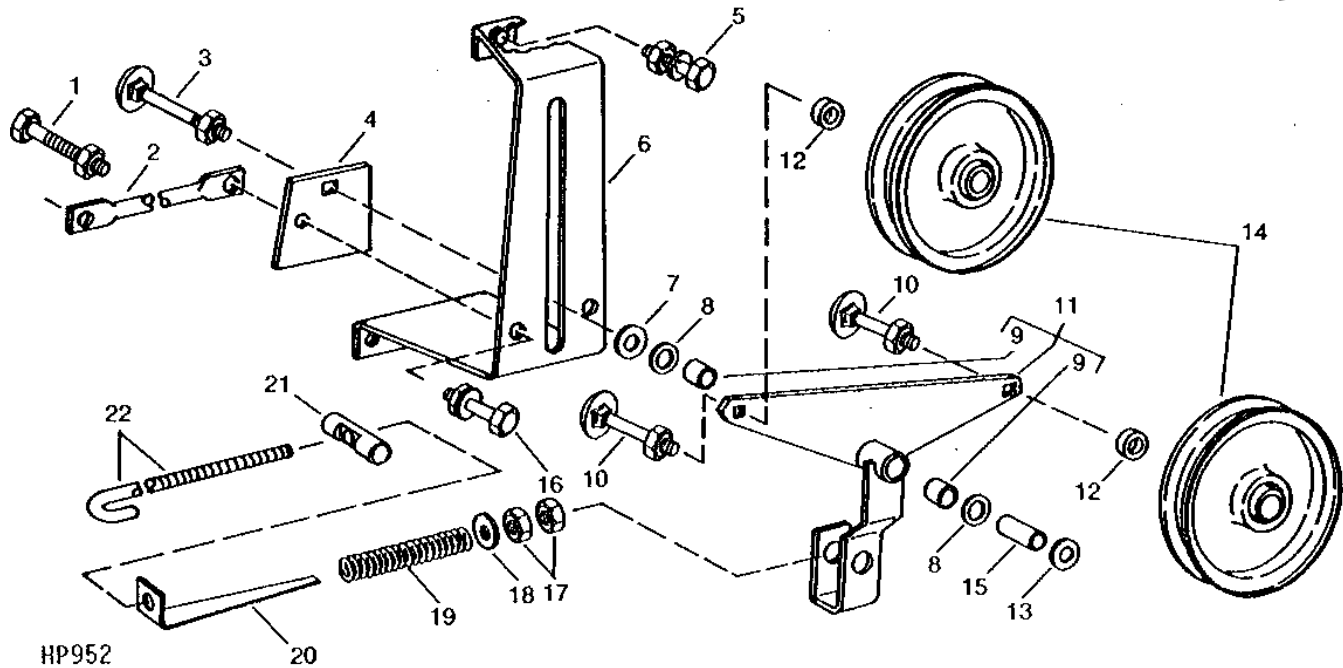
MEMORANDA

E12

7722 COMBINE

HP952 -UN-01JAN94

FEEDER HOUSE MIDDLE BELT IDLERS AND BRACE



KEY	PART NO.	PART NAME	QTY	SERIAL NO.	REMARKS
1	19H1732	CAP SCREW	1	3/8" X 1-1/4"	
	N10215	LOCK NUT	1		
2	H97484	BRACE	1		
3	03H2082	BOLT	1	1/2" X 3-3/4"	
	BP12214	LOCK NUT	1		
4	H103858	REINFORCEMENT	1		
5	19H1900	CAP SCREW	1	5/16" X 3/4"	
	12H303	LOCK WASHER	1	5/16"	
	14H785	NUT	1	5/16"	
6	H108809	BRACKET	1		
7	24H1790	WASHER	1	17/32" X 1-1/2" X 0.164"	
8	24H1413	WASHER	2	57/64" X 1-3/8" X 0.048"	
9	H98655	BUSHING	2		
10	03H2073	BOLT	2	5/8" X 2-3/4"	
	N101344	LOCK NUT	2		
11	AH97340	ARM	1		
12	M2952DN	SPACER	2		
13	24H1111	WASHER	1	17/32" X 1-1/16" X 0.090"	
14	AH94450	IDLER	2	222 MM (8-3/4") DIA.	
15	H89297	BUSHING	1		
16	19H1815	CAP SCREW	1	1/2" X 1-1/4"	
	A11455	NUT	1	SELF-LOCKING	
17	14H1040	NUT	2	1/2"	
18	24H1789	WASHER	1	17/32" X 1-1/4" X 0.105"	
19	A25695	SPRING	1		
20	H95499	GAUGE	1		
21	H89127	PIN	1		
22	H95503	BOLT	1		

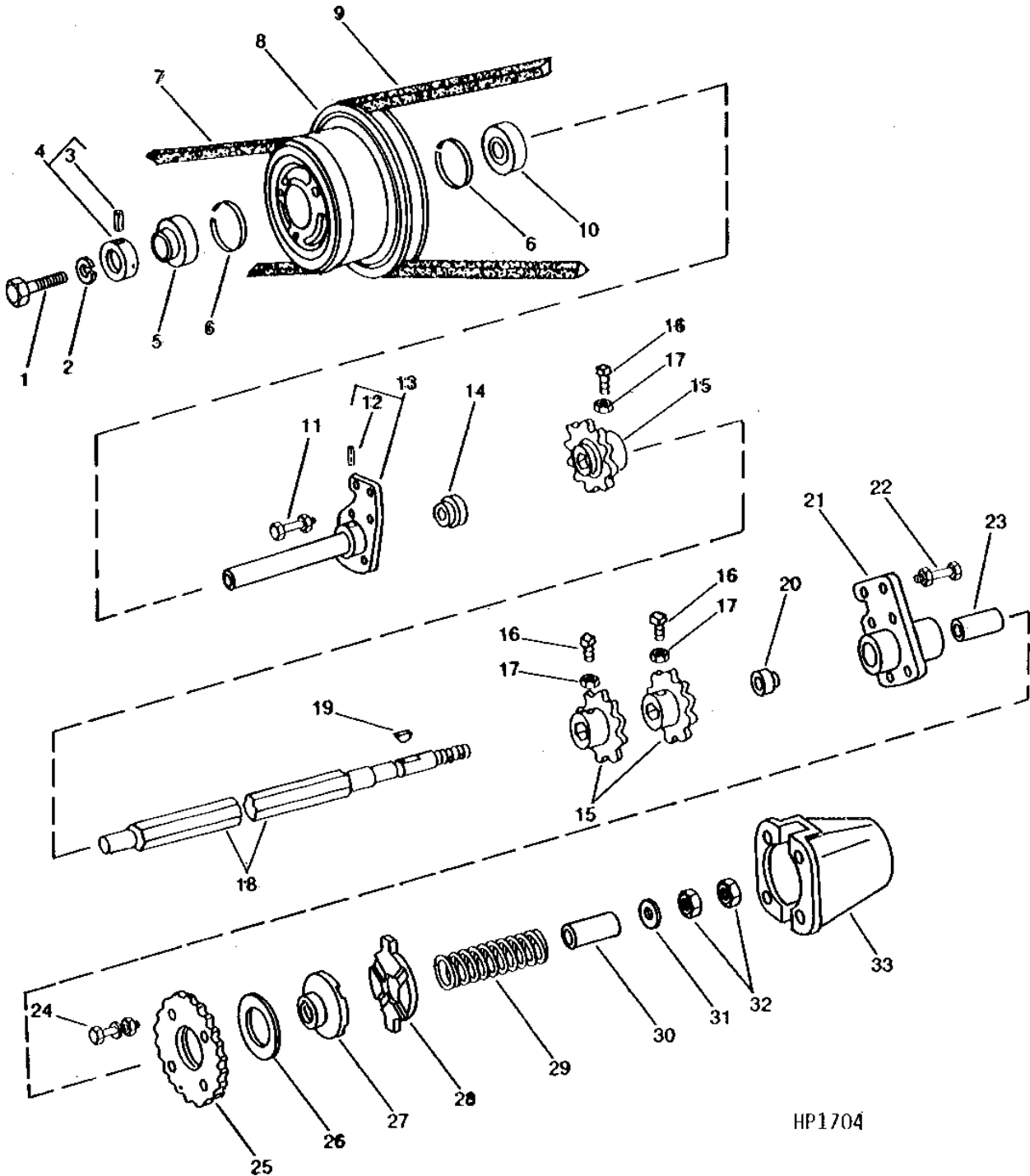
E13

7722 COMBINE

HP1704

-UN-01JAN94

FEEDER HOUSE UPPER SHAFT AND SHEAVE



HP1704

E14

7722 COMBINE

FEEDER HOUSE UPPER SHAFT AND SHEAVE - CONTINUED

KEY	PART NO.	PART NAME	QTY	SERIAL NO.	REMARKS
1	19H1835	CAP SCREW	1		3/4" X 1-1/2"
2	12H236	LOCK WASHER	1		3/4"
3	22H979	SET SCREW	1		3/8" X 3/8"
4	JD8576	ECCENTRIC LOCKING COLLAR	1		
5	JD9356	BALL BEARING	1		
6	P46874	SNAP RING	2		
7	H97929	BELT	1		
8	H97969	SHEAVE	1		243 MM (9-9/16") AND 348 MM (13-3/4") DIAS.
9	H23927	BELT	1		
10	JD9301	BALL BEARING	1		
11	H95783	SCREW	2		
	T49269	SCREW	2		
	12H301	LOCK WASHER	4		1/2"
	14H1040	NUT	4		1/2"
12	34H321	SPRING PIN	1		1/4" X 2-1/2"
13	AH111100	SHAFT	1		
14	JD9373	BALL BEARING	1		
15	H118583	CHAIN SPROCKET	3		10 TOOTH (45 MM (1-3/4") HEX BORE)
16	H118776	SET SCREW	6		
17	14H732	NUT	6		3/8"
18	H113407	SHAFT	1		
19	26H103	SHAFT KEY	1		
20	JD10020	BALL BEARING	1		
21	H106126	HOUSING	1		
22	H95783	SCREW	2		
	T49269	SCREW	2		
	12H301	LOCK WASHER	4		1/2"
	14H1040	NUT	4		1/2"
23	H108799	SPACER	1		
24	19H1777	CAP SCREW	4		1/2" X 1-3/4"
	12H301	LOCK WASHER	4		1/2"
	14H1040	NUT	4		1/2"
25	AH104438	CHAIN SPROCKET	1		30 TOOTH
26	H99303	WASHER	1		
27	H105590	HUB	1		
28	H101677	JAW	1		
29	H102497	SPRING	1		
30	H105587	SPACER	1		
31	24H1400	WASHER	1		25/32" X 1-5/8" X 1/4"
32	14H794	NUT	2		3/4"
33	H102477	HOUSING	1		

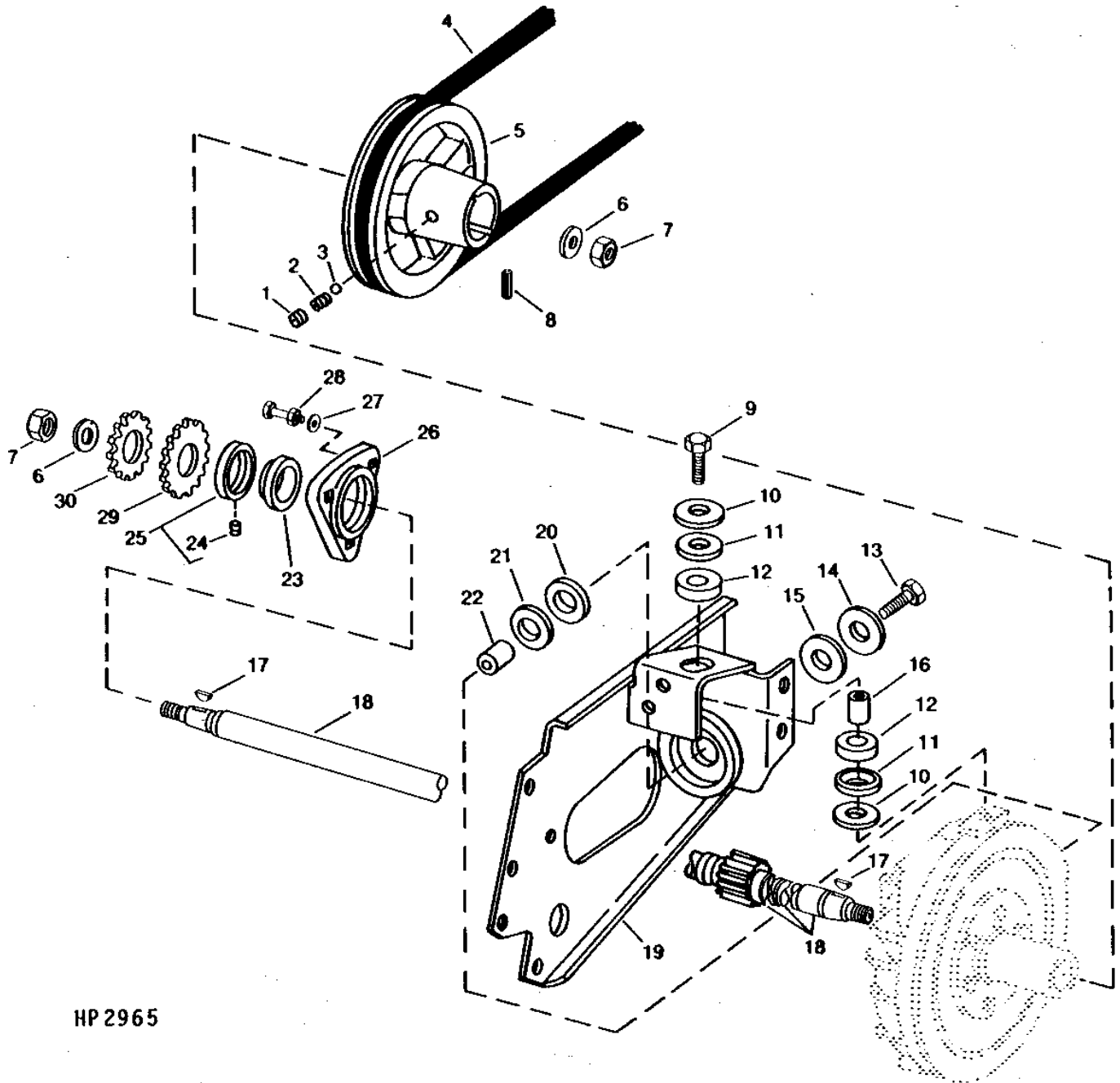
E15

7722 COMBINE

HP2965

-UN-01JAN94

FEEDER HOUSE LOWER SHAFT, SHEAVE AND MOUNTINGS



HP 2965

E16

7722 COMBINE

FEEDER HOUSE LOWER SHAFT, SHEAVE, AND MOUNTINGS - CONTINUED

KEY	PART NO.	PART NAME	QTY	SERIAL NO.	REMARKS
1	22H775	SET SCREW	2	5/16" X 1/4"	
2	22H775	SET SCREW	2	5/16" X 1/4"	
3	H110922	BALL	1		
4	H111519	BELT	1		
5	H108889	SHEAVE	1	292MM (11-3/32") DIA.	
6	24H1393	WASHER	2	25/32" X 1-3/8" X 0.180"	
7	T25879	NUT	2		
8	34H305	SPRING PIN	1	7/32" X 2"	
9	19H1863	CAP SCREW	1	5/8" X 3"	
10	P50456H	WASHER	2		
11	H78856	RETAINER	2	STEEL	
12	H80197	BUSHING	1	RUBBER	
13	19H1950	CAP SCREW	1	5/8" X 3-3/4"	
14	R20136	WASHER	1		
15	T55761	SUPPORT	1	RUBBER	
16	H85482	BUSHING	1		
17	26H22	SHAFT KEY	2	1/4" X 1"	
18	AH125727	SHAFT	1		
19	AH96406	SUPPORT	1		
20	R62502	SUPPORT	1		
21	H97410	WASHER	1		
22	H95417	SPACER	1		
23	JD9202	BALL BEARING	1		
24	22H979	SET SCREW	1	3/8" X 3/8"	
25	JD9201	ECCENTRIC LOCKING COLLAR	1		
26	H93927	HOUSING	1		
27	24H1305	WASHER	1	13/32" X 13/16" X 0.065"	
28	08H4452	CAP SCREW	3	3/4" X 7"	
29	HAN1694	CHAIN SPROCKET	1	19-TOOTH	
30	HAN1695	CHAIN SPROCKET	1	15-TOOTH	
PARTS LISTED BELOW ARE NOT ILLUSTRATED:					
..	AT14927	SEALANT	1		
..	TY6333	GREASE	1	(14 OZ. TUBE)	

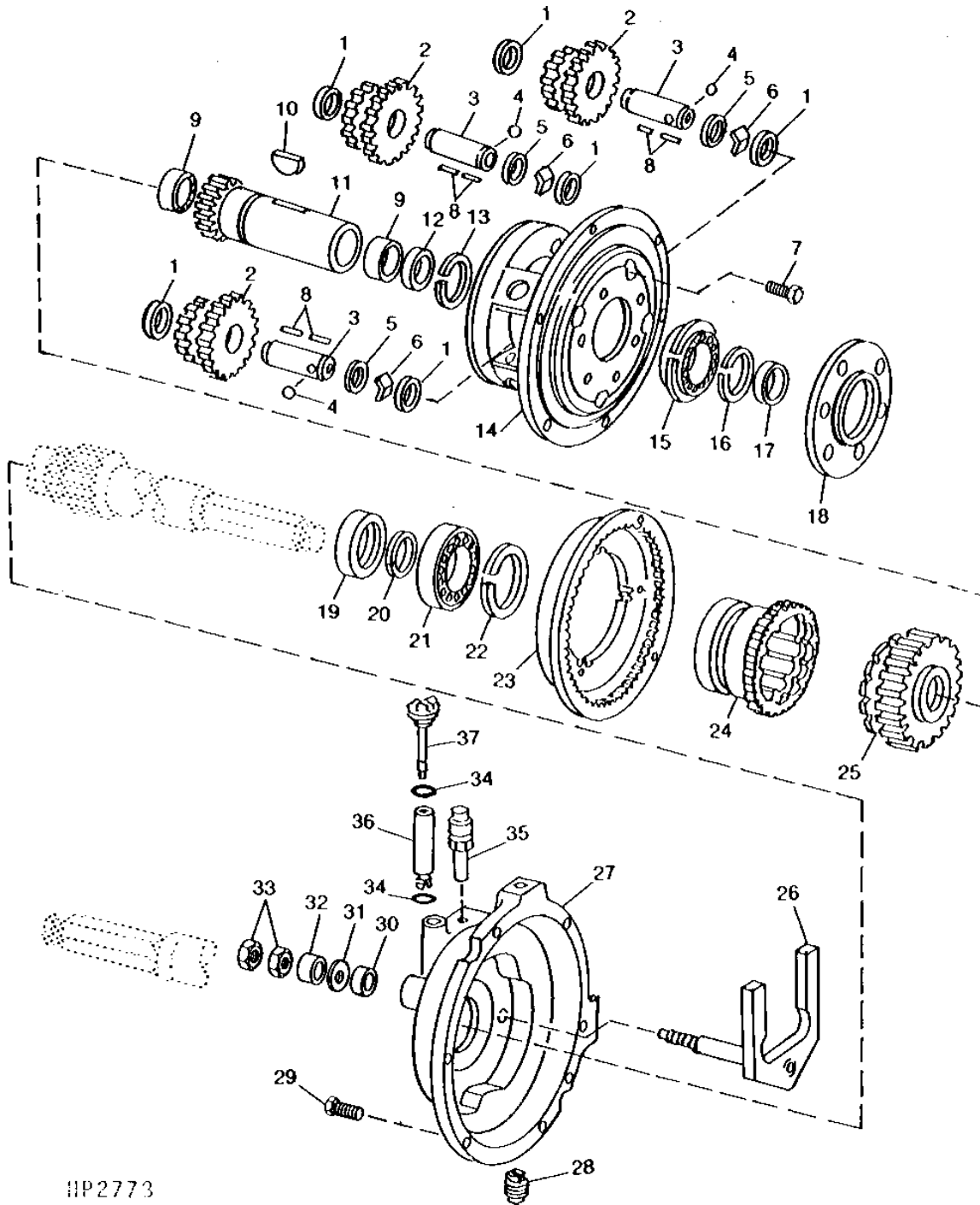
E17

7722 COMBINE

HP2778

-UN-01JAN94

REVERSER GEAR BOX



HP2773

E18

7722 COMBINE

REVERSER GEAR BOX - CONTINUED

KEY	PART NO.	PART NAME	QTY	SERIAL NO.	REMARKS
1	R66197	THRUST WASHER	6		
2	AH106618	PINION	1		(PACKAGE OF 3)
3	R33079	PIN	3		
4	H871R	BALL	3		
5	R33088	WASHER	3		
6	H89617	SPACER	3		
7	19H1936	CAP SCREW	6		3/8" X 3/4"
8	R33058	NEEDLE ROLLER	186		(6 SETS OF 31)
9	JD8819	NEEDLE BEARING	2		
10	26H41	SHAFT KEY	2		5/16" X 2-1/8"
11	H105909	GEAR	1		INPUT
12	E53699	SEAL	1		
13	B3118R	SNAP RING	1		
14	H98906	COVER	1		
15	JD10010	BALL BEARING	1		(WITH SNAP RING)
16	R39081	SNAP RING	1		
17	R35643	SEAL	1		
18	H105353	QUILL	1		
19	AN12151	SEAL	1		
20	N71922	SNAP RING	1		
21	JD10011	BALL BEARING	1		
22	BP13620	SNAP RING	1		
23	AH105040	GEAR	1		
24	H98905	SHIFT COLLAR	1		
25	H106073	GEAR	1		OUTPUT
26	AH93110	SHIFTER	1		
27	H98907	HOUSING	1		
28	AN31004	PIPE PLUG	1		3/4" X 5/8"
29	19H1731	CAP SCREW	6		3/8" X 1"
30	AN113330	SEAL	1		
31	24H1378	WASHER	1		
32	28H2499	BUSHING	1		0.742" X 1.050" X 5/8"
33	14H832	NUT	2		9/16"
34	R26906	O-RING	2		
35	U14273	BREATHER	1		
36	H97651	SPACER	1		
37	AH96299	DIPSTICK	1		
..	AH120069	GEAR CASE	1		

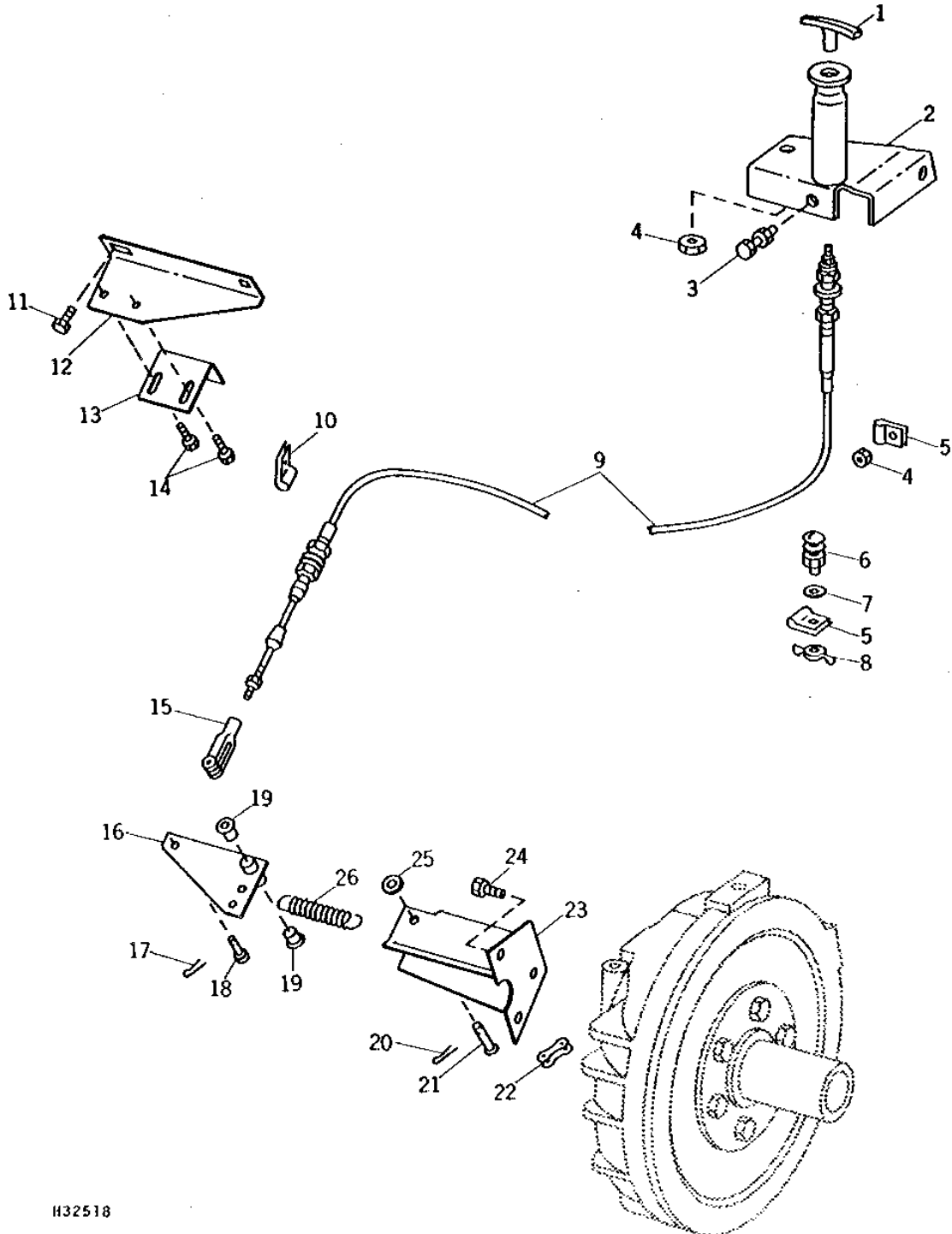
E19

7722 COMBINE

H32518

-UN-01JAN94

REVERSER CONTROL CABLE AND LINKAGE



H32518

E20

7722 COMBINE

REVERSER CONTROL CABLE AND LINKAGE - CONTINUED

KEY	PART NO.	PART NAME	QTY	SERIAL NO.	REMARKS
1	H91809	HANDLE	1		
2	AH98828	SUPPORT	1		
3	N14822	SELF-LOCKING SCREW	1		
	N10215	LOCK NUT	1		
4	N10213	LOCK NUT	2		
5	AH107416	CLIP	1		
6	19H1765	CAP SCREW	1	3/8" X 1-3/4"	
	N10215	LOCK NUT	1	3/8"	
7	24H1176	WASHER	2	13/32" X 1-1/4" X 0.100"	
8	14H827	WING NUT	1	3/8"	
9	AH101357	CABLE	1		
10	AH97280	CLIP	1		
11	03H1500	BOLT	2	3/8" X 1"	
12	H96269	BRACKET	1		
13	H100077	BRACKET	1		
14	H76139	SCREW	2	SELF-LOCKING	
15	AR52085	BALL JOINT	1		
	14H860	NUT	1	1/4"	
16	AH104826	LEVER	1		
17	11H266	COTTER PIN	1	1/16" X 1/2"	
18	U42845	PIN	1	DRILLED	
19	H91823	BUSHING	2		
20	11H211	COTTER PIN	1	1/8" X 3/4"	
21	U44016	PIN	1		
22	AE23791	CHAIN LINK	1		
23	AH98826	SUPPORT	1	BELLCRANK	
24	N10212	SELF-LOCKING SCREW	3		
25	24H1136	WASHER	1	11/32" X 11/16" X 0.065"	
26	H105055	SPRING	1		

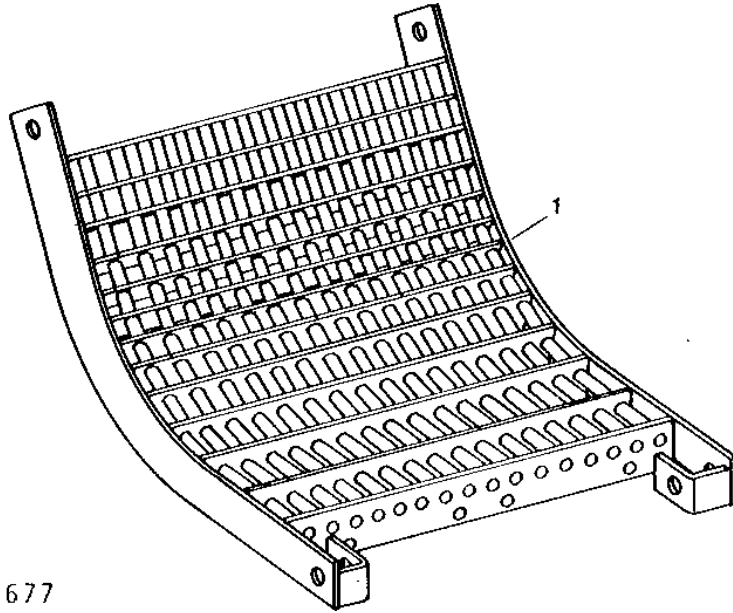
MEMORANDA

E21

7722 COMBINE

HP2677 -UN-01JAN94

CONCAVE



HP 2677

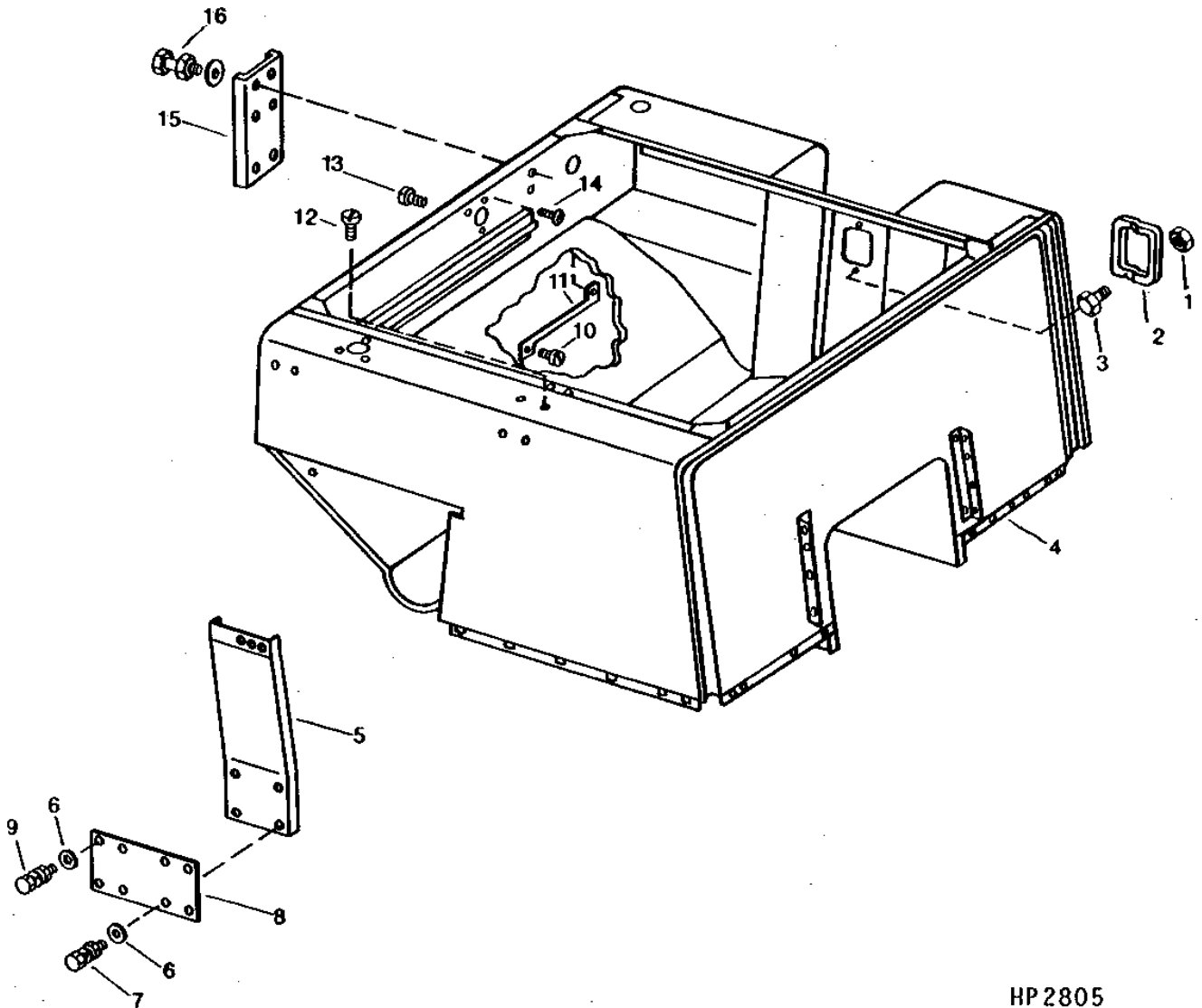
KEY	PART NO.	PART NAME	QTY	SERIAL NO.	REMARKS
1	HAN1567	CONCAVE	1	(CHROMED)	

E22

7722 COMBINE

HP2805 -UN-01JAN94

GRAIN TANK



HP2805

E23

7722 COMBINE

GRAIN TANK - CONTINUED

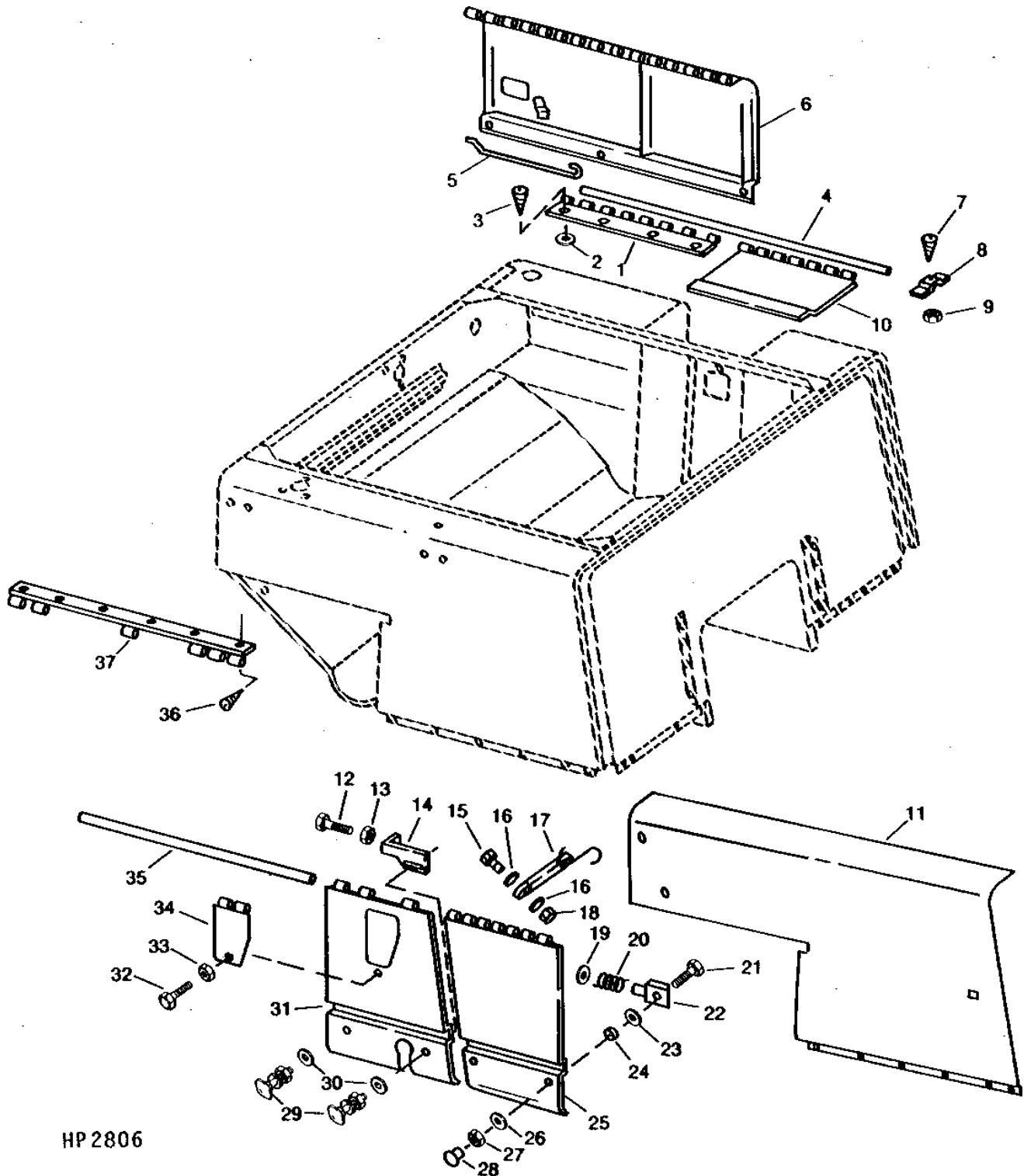
KEY	PART NO.	PART NAME	QTY	SERIAL NO.	REMARKS
1	P41706	NUT	4		SPEED
2	H89569	DOOR	1		INSPECTION
3	19H1227	CAP SCREW	4		1/4" X 1/2"
4	AH126053	TANK	1	-620249	(SUB AH126289)
	AH126289	TANK	1	620250-	
5	H131280	BRACE	1		L.H. INNER
6	24H1305	WASHER	8		13/32" X 13/16" X 0.065"
7	19H1731	CAP SCREW	4		3/8" X 1"
	12H304	LOCK WASHER	4		3/8"
	14H812	NUT	4		3/8"
8	H131281	REINFORCEMENT	1		
9	19H1936	CAP SCREW	4		3/8" X 3/4"
	12H304	LOCK WASHER	4		3/8"
	14H812	NUT	4		3/8"
10	37H27	SCREW	4		5/16" X 7/8"
	N10213	LOCK NUT	4		
11	H98523	SUPPORT	2		FRONT
12	H83567	SCREW	4		SELF-TAPPING
13	37H29	SCREW	4		5/16" X 5/8"
14	H65108	SCREW	4		SELF-TAPPING
15	H99504	SUPPORT	1		TOP
16	19H1900	CAP SCREW	2		5/16" X 3/4"
	12H303	LOCK WASHER	2		5/16"
	14H785	NUT	2		5/16"

E24

7722 COMBINE

HP2806 -UN-01JAN94

GRAIN TANK SKIRTS



HP 2806

E25

7722 COMBINE

GRAIN TANK SKIRTS - CONTINUED

KEY	PART NO.	PART NAME	QTY	SERIAL NO.	REMARKS
1	H99598	HINGE	1		R.H.
2	24H1136	WASHER	8		11/32" X 11/16" X 0.065"
3	N10212	SELF-LOCKING SCREW	4		
	N10213	LOCK NUT	4		
4	H99599	DOWEL PIN	1		
5	H99933	ROD	1		
6	AH98323	PANEL	1		
7	H86858	SCREW	2		SELF-LOCKING
8	H99600	CLAMP	1		
9	N10217	LOCK NUT	2		
10	H99597	DOOR	1		ELEVATOR ACCESS
11	AH98144	SHEET	1		L.H. (REQUIRES WELDING INTO THE GRAIN TANK)
12	03H1500	BOLT	1		3/8" X 1"
13	N10215	LOCK NUT	1		
14	H102729	BRACKET	1		
15	19H1791	CAP SCREW	1		1/4" X 1-1/4"
16	24H1287	WASHER	2		9/32" X 5/8" X 0.065"
17	AH99644	STRAP	1		
18	M40333	LOCK NUT	1		
19	24H1305	WASHER	2		13/32" X 13/16" X 0.065"
20	F1463R	SPRING	2		
21	19H3374	CAP SCREW	2		5/16" X 1-1/4"
22	AH78173	LATCH	2		
23	24H1351	WASHER	2		9/16" X 1-1/2" X 0.164"
24	28H1511	WASHER	2		0.364" X 0.540" X 1/4"
25	AH99301	DOOR	1		
26	24H1224	WASHER	2		11/32" X 1" X 1/16"
27	14H882	NUT	2		5/16"
28	H29296	KNOB	2		
29	21H1029	SCREW	2		5/16" X 3/4"
	12H303	LOCK WASHER	2		5/16"
	14H785	NUT	2		5/16"
30	24H1136	WASHER	2		11/32" X 11/16" X 0.065"
31	H100409	PANEL	1		
32	H88344	WING SCREW	1		
33	P41706	NUT	1		SELF-LOCKING
34	H102728	DOOR	1		RESERVOIR
35	H79410	PIN	1		
36	H65108	SCREW	6		SELF-TAPPING
37	H98358	HINGE	1		

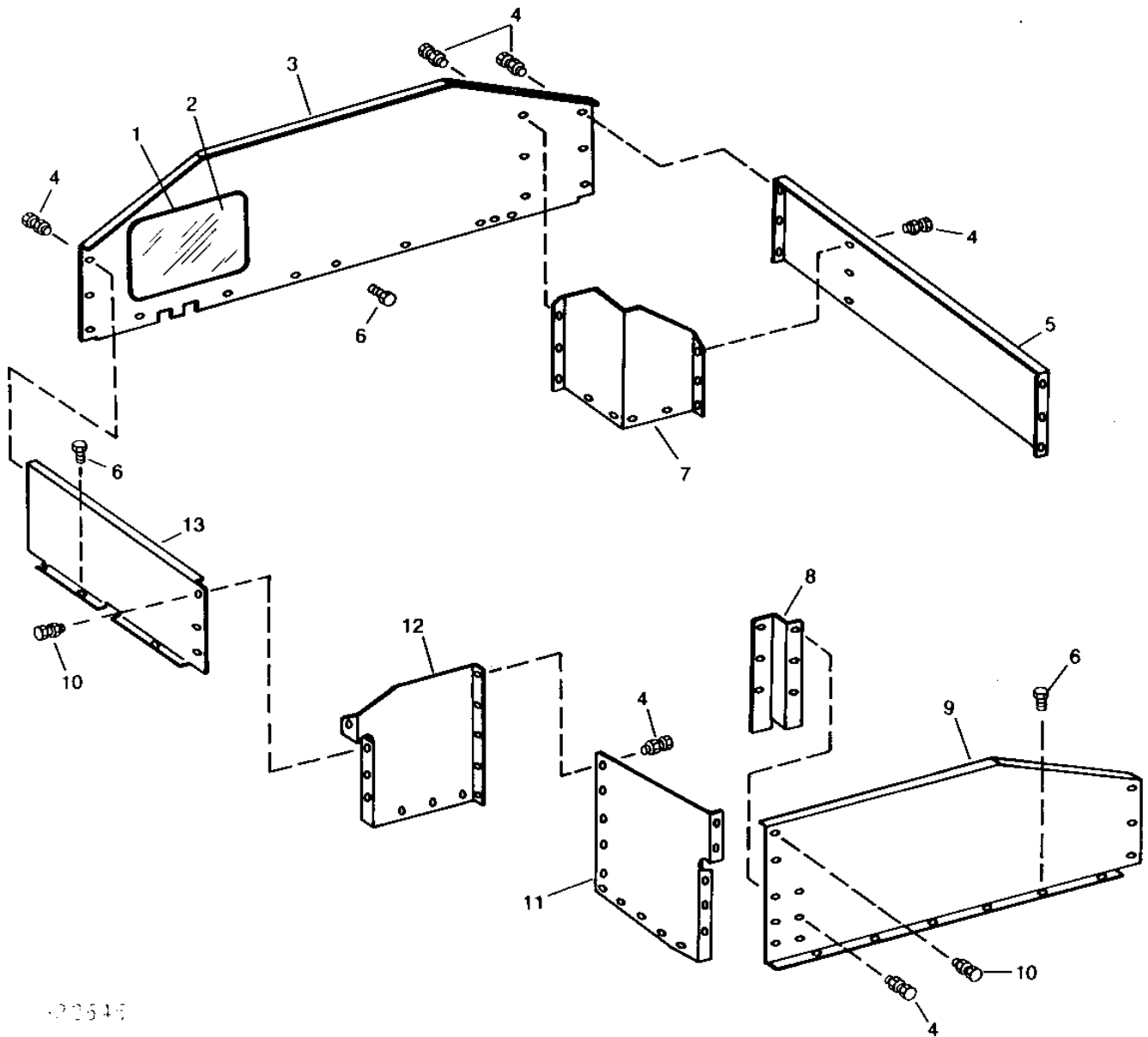
F1

7722 COMBINE

HP2646

-UN-01JAN94

GRAIN TANK EXTENSIONS



HP2646

F2

7722 COMBINE

GRAIN TANK EXTENSIONS - CONTINUED

KEY	PART NO.	PART NAME	QTY	SERIAL NO.	REMARKS
1	H100460	ISOLATOR	1		
2	H60061	WINDOWPANE	1		
3	HAN1323	SHEET	1		(FRONT)
4	N10212	SELF-LOCKING SCREW	AR		
	N10213	LOCK NUT	AR		
5	HAN1324	SHEET	1		(R.H.)
6	N10212	SELF-LOCKING SCREW	AR		
7	HAN1327	CORNER	1		
8	HAN1326	BRACKET	1		
9	HAN1322	SHEET	1		(REAR)
10	HAN1328	BOLT	5		
	N10213	LOCK NUT	5		
11	HAN1329	SHEET	1		
12	HAN1330	SHEET	1		
13	HAN1325	SHEET	1		(L.H.)

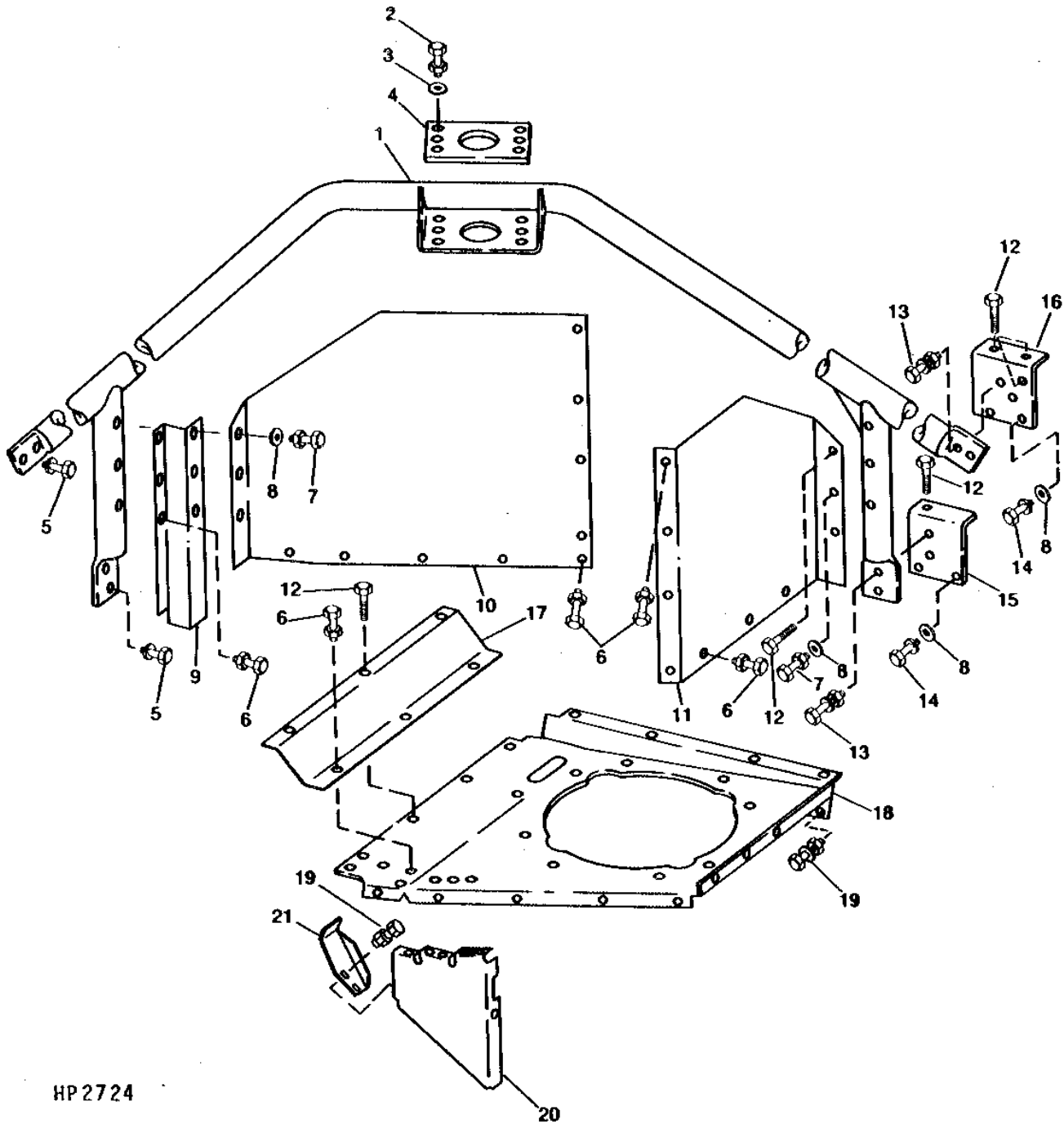
F3

7722 COMBINE

HP2724

-UN-01JAN94

HORIZONTAL UNLOADING AUGER SWIVEL SHROUD



HP 2724

F4

7722 COMBINE

HORIZONTAL UNLOADING AUGER SWIVEL SHROUD - CONTINUED

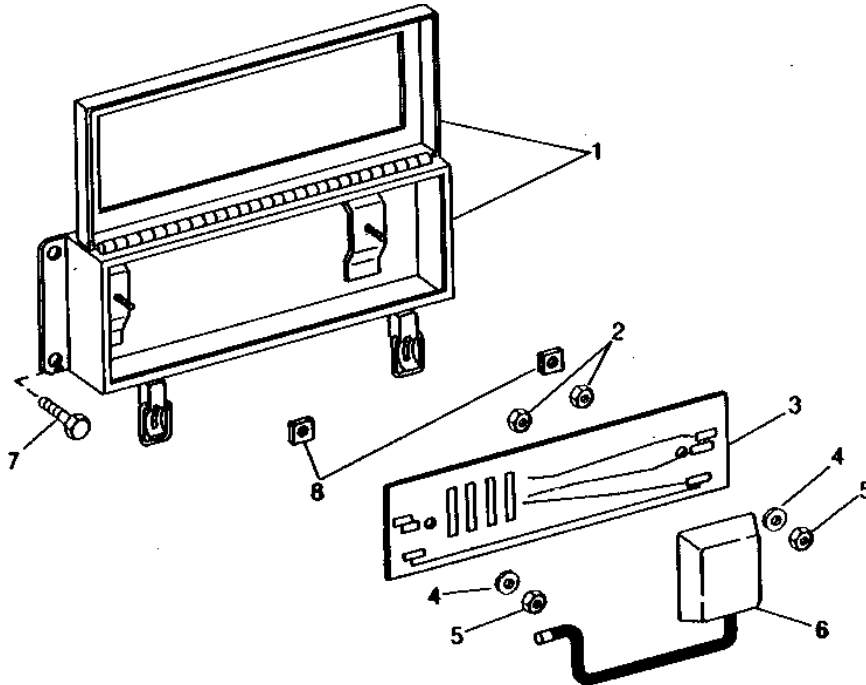
KEY	PART NO.	PART NAME	QTY	SERIAL NO.	REMARKS
1	AH97056	SUPPORT	1		
2	19H1936	CAP SCREW	6	3/8" X 3/4"	
	E55662	FLANGE NUT	6		
3	24H1305	WASHER	12	13/32" X 13/16" X 0.065"	
4	AH97054	PLATE	1		
5	19H1815	CAP SCREW	4	1/2" X 1-1/4"	
	12H301	LOCK WASHER	4	1/2"	
6	N167650	CAP SCREW	18		
	A22698	NUT	18		
7	19H1907	CAP SCREW	5	5/16" X 2-3/4"	
	N10213	LOCK NUT	5		
8	24H1136	WASHER	9	11/32" X 11/16" X 0.065"	
9	H103039	PLATE	1		
10	H103041	SIDE WALL	1		
11	H103040	SHEET	1	FRONT	
12	H76139	SCREW	5	SELF-TAPPING	
13	19H1815	CAP SCREW	4	1/2" X 1-1/4"	
	12H301	LOCK WASHER	4	1/2"	
	14H1040	NUT	4	1/2"	
14	19H1900	CAP SCREW	4	5/16" X 3/4"	
	12H303	LOCK WASHER	4	5/16"	
15	H100701	BRACKET	1		
16	AH120156	BRACKET	1		
17	H99904	PLATE	1		
18	AH101530	SUPPORT	1		
19	19H3411	CAP SCREW	11	3/8" X 1-1/8"	
	E55662	FLANGE NUT	11		
20	H115727	SUPPORT	1		
21	H132063	BRACKET	1		

F5

7722 COMBINE

HP2872 -UN-01JAN94

LEVELING CONTROL SWITCH BOX



HP 2872

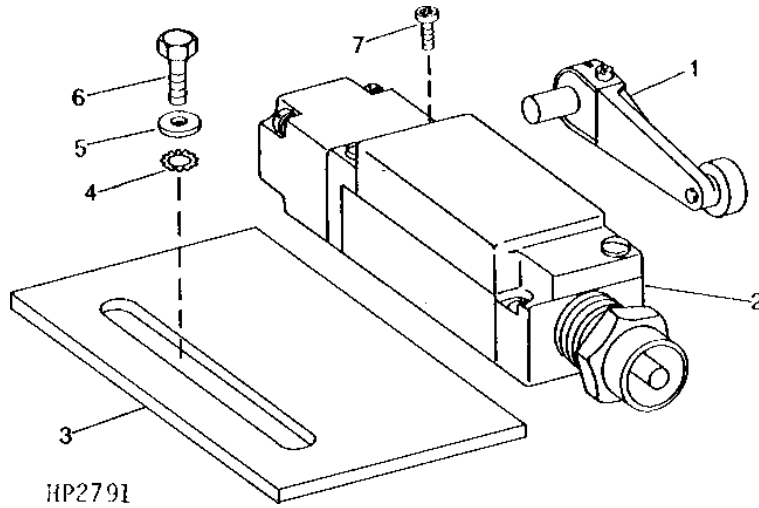
KEY	PART NO.	PART NAME	QTY	SERIAL NO.	REMARKS
1	HAN1109	BOX	1		
2	14H605	NUT	2	0.164"	
3	HAN1367	SWITCH	1		
4	24H1127	WASHER	2	5/16" X 47/64" X 0.065"	
5	14H786	NUT	2		
6	HAN1369	MODULE	1		
7	19H1900	CAP SCREW	4	5/16" X 3/4"	
	12H303	LOCK WASHER	4	5/16"	
8	HAN1376	PAD	2		

F6

7722 COMBINE

HP2791 -UN-01JAN94

LIMIT SWITCHES



KEY	PART NO.	PART NAME	QTY	SERIAL NO.	REMARKS
1	HAN1374	ARM	1		
2	HAN1373	SWITCH	1		
3	HAN1032	SUPPORT	1		
4	12H356	LOCK WASHER	2	1/4"	
5	24H1287	WASHER	2	9/32" X 5/8" X 0.065"	
6	19H1919	CAP SCREW	2	1/4" X 5/8"	
7	HAN1281	LUBRICATION FITTING	2		

QUANTITIES SHOWN ARE FOR ONE UNIT. TWO UNITS USED PER MACHINE.

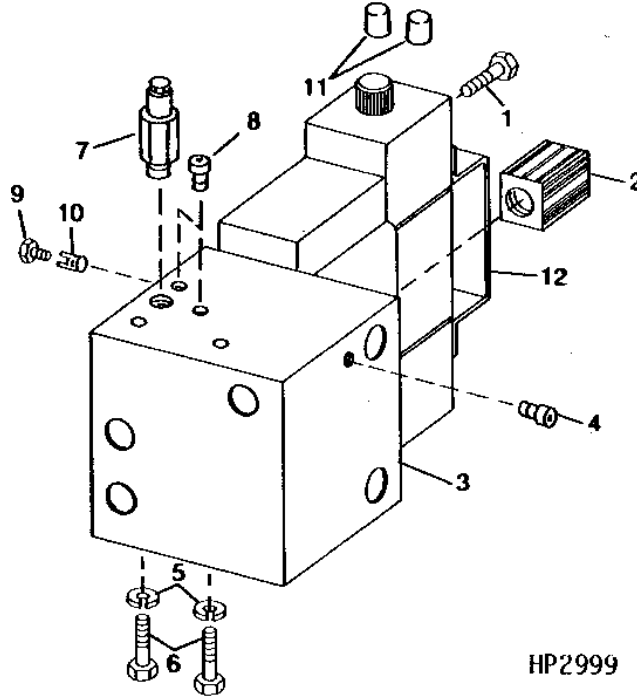
MEMORANDA

F7

7722 COMBINE

HP2999 -UN-01JAN94

LEVELING SOLENOID VALVE



HP2999

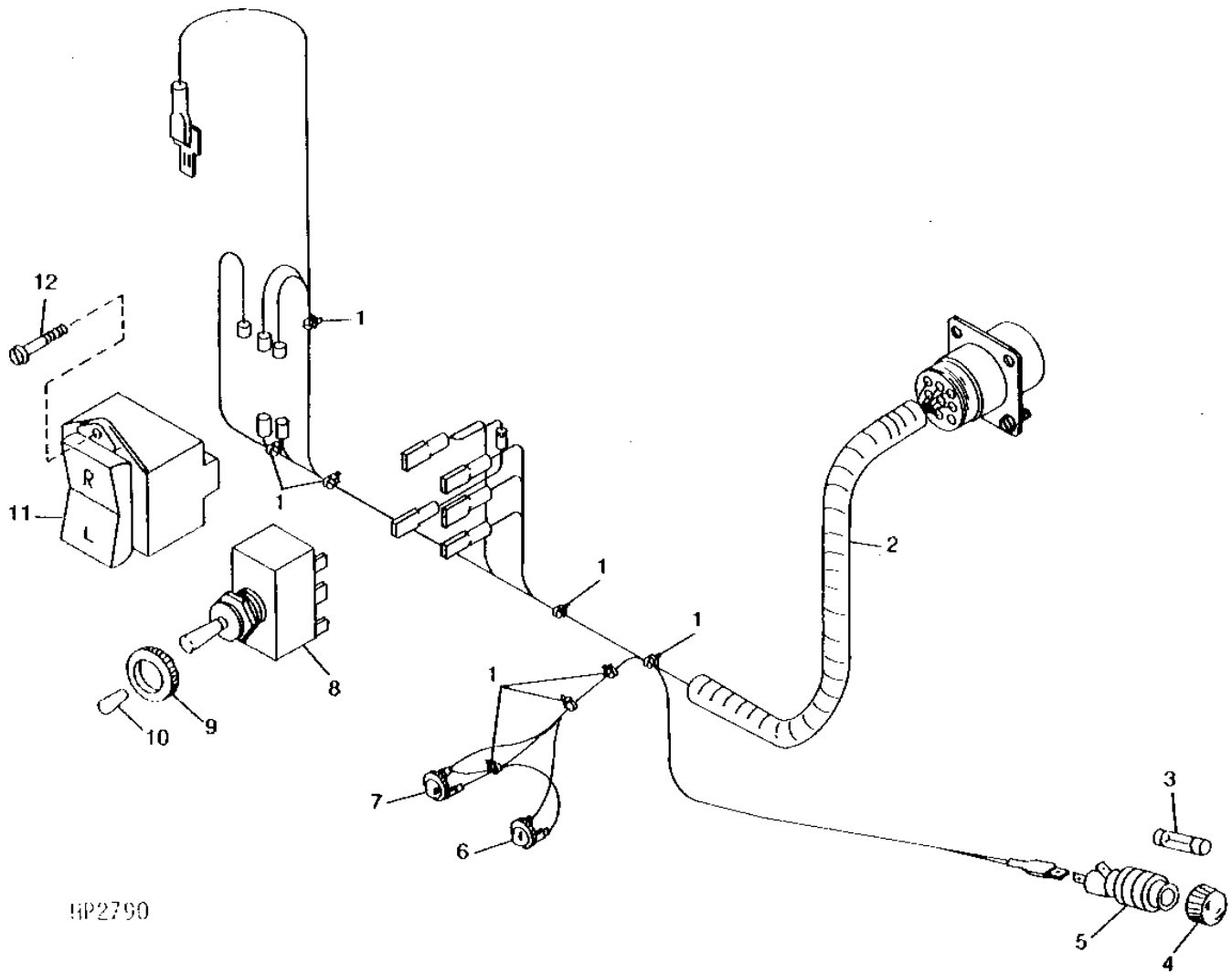
KEY	PART NO.	PART NAME	QTY	SERIAL NO.	REMARKS
1	HAN1244	BOLT	1		
2	HAN1241	VALVE	1		
3	HAN1243	MANIFOLD	1		
4	HAN1319	PLUG	1		
5	12H302	LOCK WASHER	2	1/4"	
6	19H1227	CAP SCREW	2	1/4" X 1/2"	
7	HAN1245	RELIEF VALVE	1		
8	HAN1320	KIT	2		
9	HAN1321	SEAL KIT	1		
10	HAN1249	CHECK VALVE	1	(SET OF 4)	
11	HAN1668	SOLENOID	2		
12	HAN1242	VALVE	1		

F8

7722 COMBINE

HP2790 -UN-01JAN94

LEVELING CAB HARNESS, SWITCH, LIGHTS AND FUSE



HP2790

F9

7722 COMBINE

LEVELING CAB HARNESS, SWITCHES, LIGHTS AND FUSE - CONTINUED

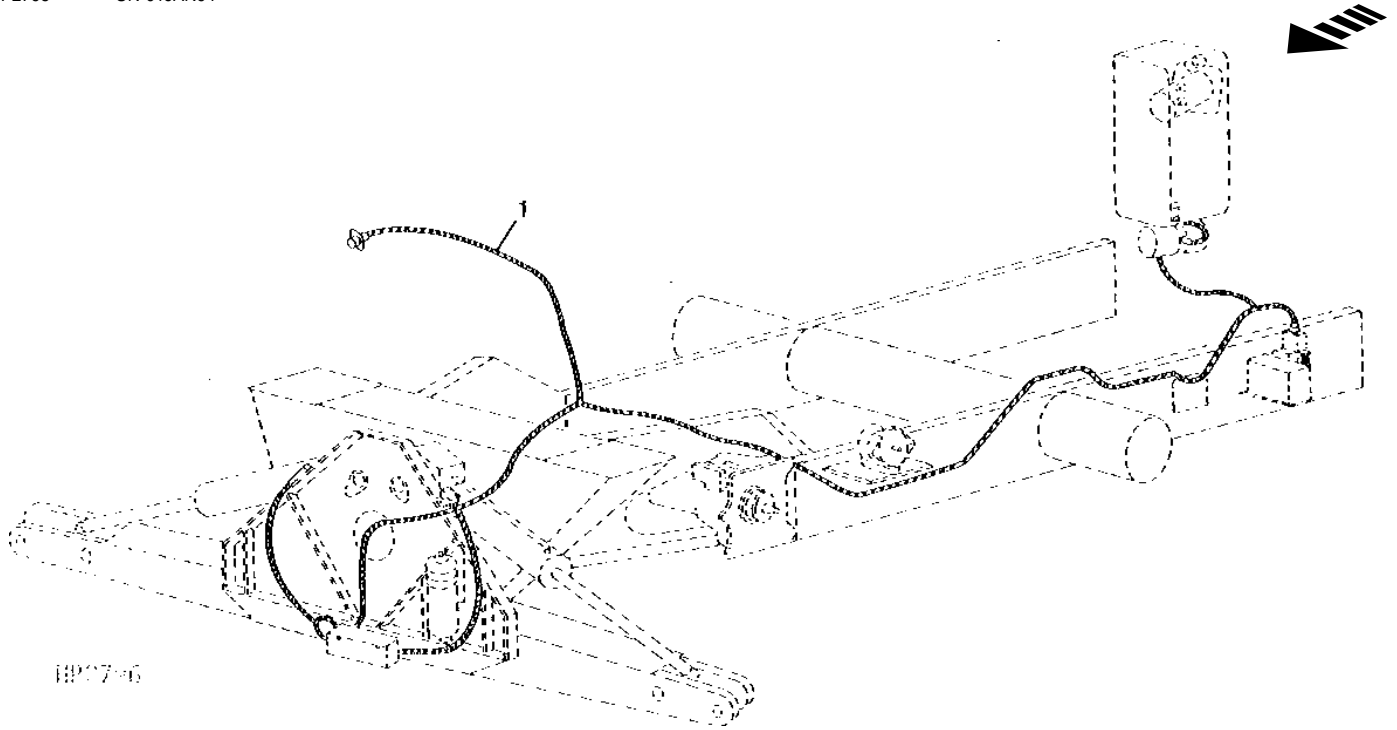
KEY	PART NO.	PART NAME	QTY	SERIAL NO.	REMARKS
1	M66044	TIE BAND	8		
2	HAN1603	WIRING HARNESS	1		
3	AM30945	FUSE	1		6 AMP
4	AM3208T	FUSE HOLDER	1		
5	AE21116	FUSE HOLDER	1		
6	HAN1366	LENS	1		AMBER
	HAN1370	LAMP	1		
	HAN1368	SOCKET	1		
7	HAN1365	LENS	1		RED
	HAN1370	LAMP	1		
	HAN1368	SOCKET	1		
8	AU43948	SWITCH	1		
9	H94505	NUT	1		
10	H91673	GRIP	1		
11	AH82239	SWITCH	1		
12	21H1339	SCREW	2		0.138" X 7/8"

F10

7722 COMBINE

HP2796 -UN-01JAN94

LEVELING SYSTEM WIRING HARNESS



HP2796

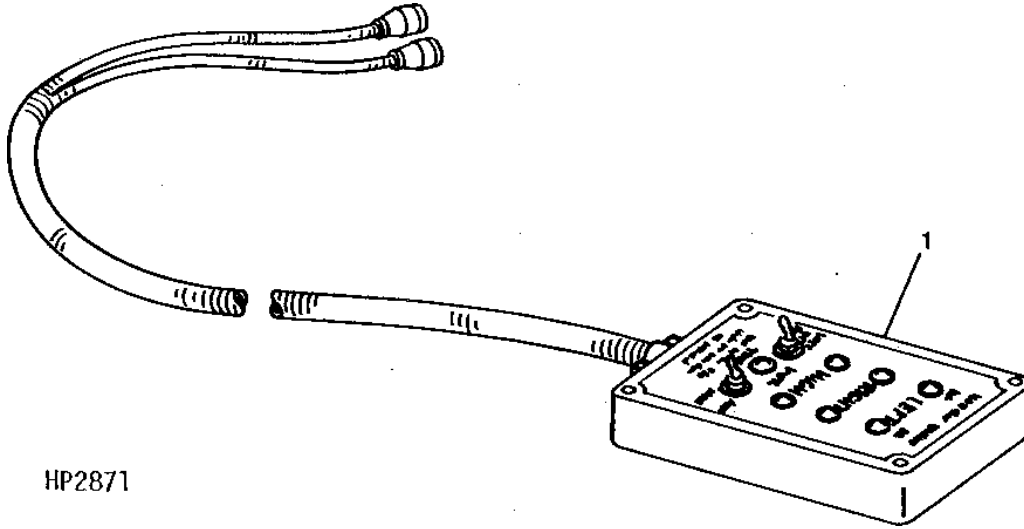
KEY	PART NO.	PART NAME	QTY	SERIAL NO.	REMARKS
1	HAN1604	LUBRICATION HARNESS	1		

F11

7722 COMBINE

HP2871 -UN-01JAN94

LEVELING SYSTEM TESTER



HP2871

KEY	PART NO.	PART NAME	QTY	SERIAL NO.	REMARKS
1	HAN1669	TROUBLE LIGHT	1		

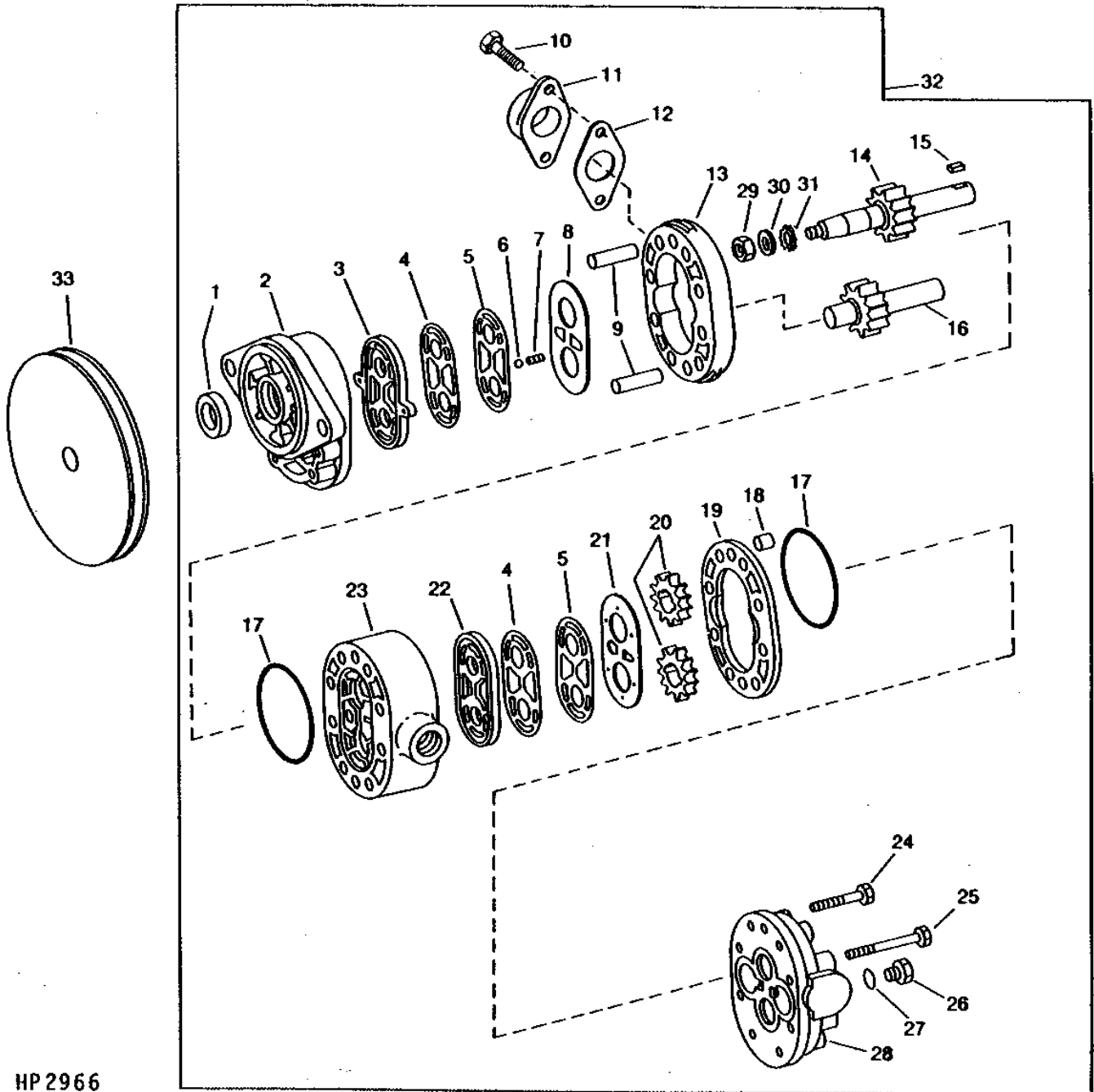
F12

7722 COMBINE

HP2966

-UN-01JAN94

LEVELING SYSTEM PUMP



HP 2966

F13

7722 COMBINE

LEVELING SYSTEM PUMP - CONTINUED

KEY	PART NO.	PART NAME	QTY	SERIAL NO.	REMARKS
1	AH15442	SEAL	1	(KIT AH101242)	
2	AT12111	HOUSING	1	FRONT	
3	T12956	SEAL	1	(KIT AH101242)	
4	T12959	GASKET	2	PROTECTOR, (KIT AH101242)	
5	T12958	GASKET	2	BACKUP, (KIT AH101242)	
6	H22694	BALL	2	(KIT AH101242)	
7	H22695	SPRING	2	(KIT AH101242)	
8	N126257	DIAPHRAGM	1	(KIT AH101242)	
9	H65662	DOWEL PIN	2		
10	19H2676	CAP SCREW	2	3/8" X 1"	
	12H304	LOCK WASHER	2	3/8"	
11	H102002	ADAPTER	1		
12	H102003	GASKET	1		
13	H80822	HOUSING	1		
14	AH84696	GEAR	1		
15	H84321	KEY	1		
16	AH84697	GEAR	1		
17	H80821	O-RING	2	(KIT AH101242)	
18	P51444	DOWEL PIN	2		
19	H101546	HOUSING	1		
20	H101545	GEAR	2		
21	N126258	DIAPHRAGM	1	(KIT AH101242)	
22	N111497	DIAPHRAGM	1	(KIT AH101242)	
23	AH108494	ADAPTER	1		
24	N111507	BOLT	4		
25	H83244	CAP SCREW	4		
26	R51031	FITTING	1		
27	R28782	O-RING	1	(KIT AH101242)	
28	AT51341	PLATE	1		
29	HAN1174	NUT	1	3/8"	
30	HAN1176	WASHER	1	.406 X 1.00 X .105	
31	HAN1175	WASHER	1		
32	HAN1239	PUMP	1	(CESSNA NO. 24385 LAW)	
33	HAN1173	SHEAVE	1		

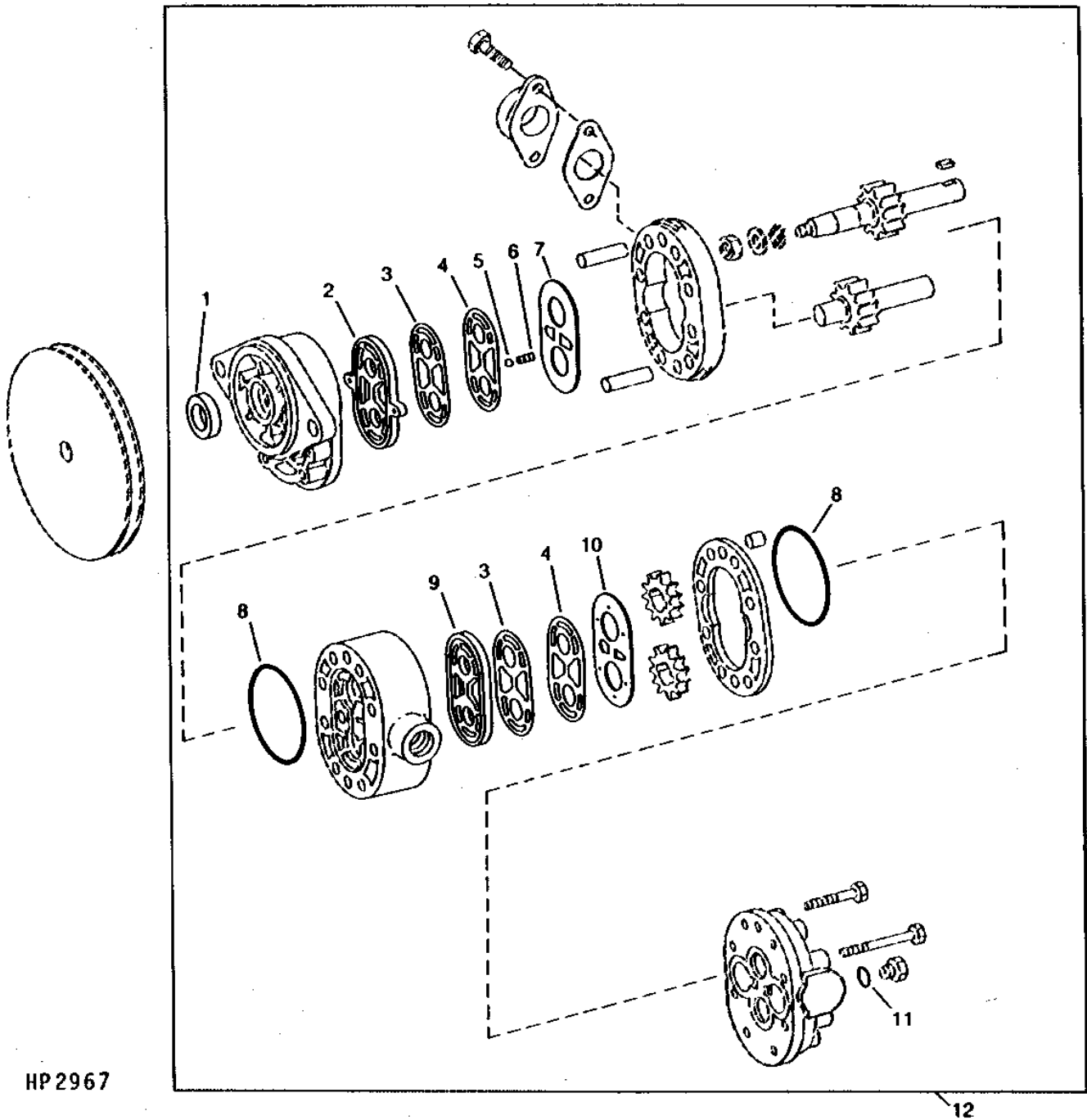
F14

7722 COMBINE

HP2967

-UN-01JAN94

KIT, LEVELING SYSTEM PUMP



HP 2967

F15

7722 COMBINE

KIT, LEVELING SYSTEM PUMP - CONTINUED

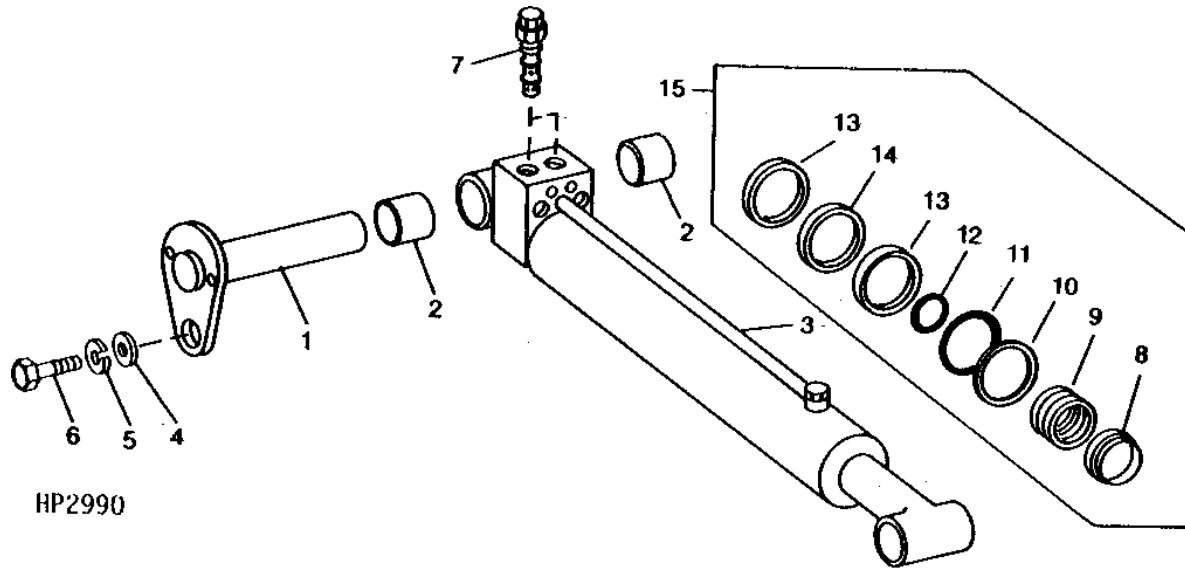
KEY	PART NO.	PART NAME	QTY	SERIAL NO.	REMARKS
1	AH15442	SEAL	1		
2	T12956	SEAL	1		
3	T12959	GASKET	2		
4	T12958	GASKET	2		
5	H22694	BALL	2		
6	H22695	SPRING	2		
7	N126257	DIAPHRAGM	1		
8	H80821	O-RING	2		
9	N111497	DIAPHRAGM	1		
10	N126258	DIAPHRAGM	1		
11	R28782	O-RING	1		
12	AH101242	TUNE-UP KIT	1		

F16

7722 COMBINE

HP2990 -UN-01JAN94

LEVELING CYLINDER AND UPPER PIN



HP2990

KEY	PART NO.	PART NAME	QTY	SERIAL NO.	REMARKS
1	HAN1578	PIN	1		
2	HAN1279	SPACER	2		
3	HAN1248	CYLINDER	1		
4	24H1236	WASHER	1	13/16" X 2" X 0.149"	
5	12H236	LOCK WASHER	1	3/4"	
6	HAN1334	BOLT	1		
7	HAN1247	VALVE	1		
8	SEAL	1	(KIT HAN1321)	
9	SEAL	1	(KIT HAN1321)	
10	BACK-UP RING	1	(KIT HAN1321)	
11	O-RING	1	(KIT HAN1321)	
12	SEAL	1	(KIT HAN1321)	
13	SEAL	2	(KIT HAN1321)	
14	WEAR RING	1	(KIT HAN1321)	
15	HAN1321	SEAL KIT	1		

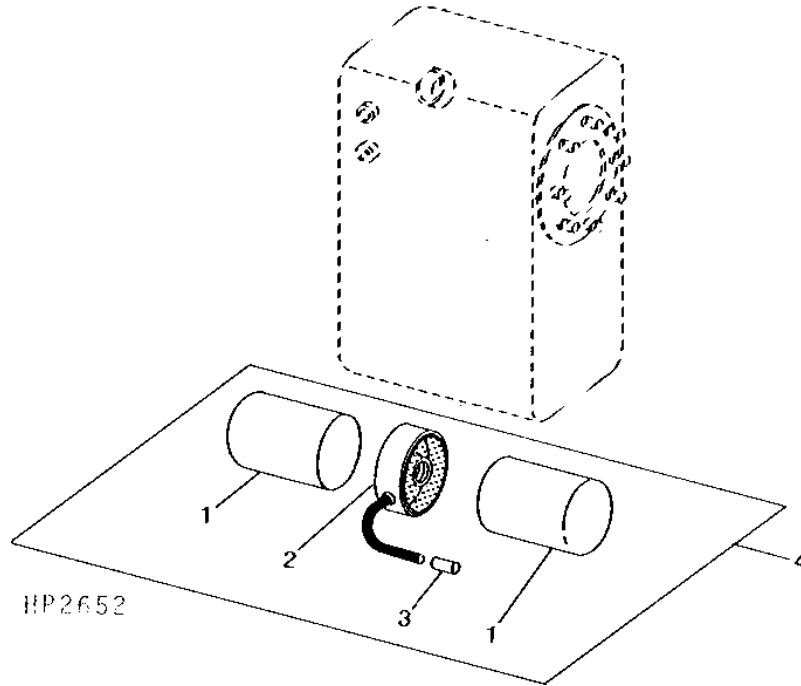
NOTE: QUANTITIES SHOWN ARE FOR ONE UNIT. TWO UNITS USED PER MACHINE.

F17

7722 COMBINE

HP2652 -UN-01JAN94

LEVELING SYSTEM FILTERS



KEY	PART NO.	PART NAME	QTY	SERIAL NO.	REMARKS
1	HAN1238	FILTER	2		
2	BASE	1		
3	HAN1240	SWITCH	1		
4	HAN1246	FILTER	1		(COMPLETE ASSEMBLY)

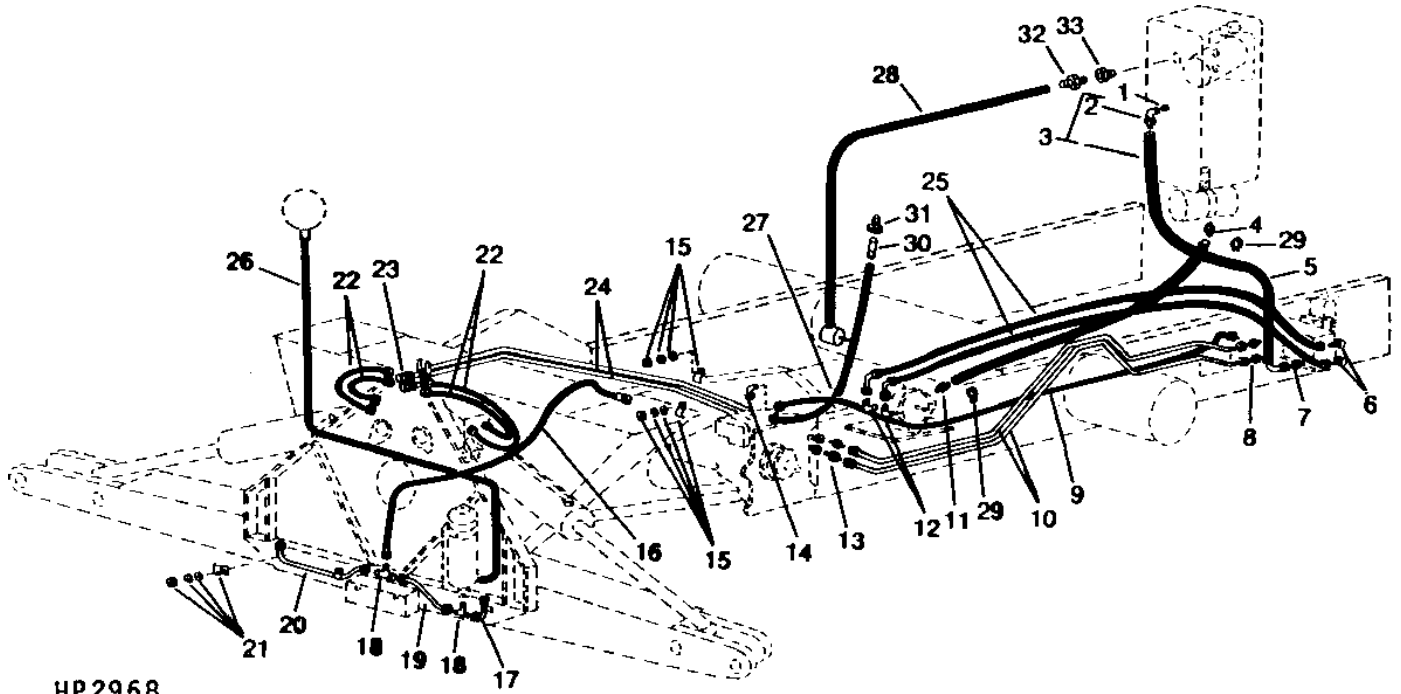
F18

7722 COMBINE

HP2968

-UN-01JAN94

LEVELING SYSTEM HOSES AND LINES



HP2968

F19

7722 COMBINE

LEVELING SYSTEM HOSES AND LINES - CONTINUED

KEY	PART NO.	PART NAME	QTY	SERIAL NO.	REMARKS
1	HAN1449	BUSHING	1		90°
2	HAN1445	FITTING	2		
3	HAN1446	TUBE	1		
4	HAN1444	FITTING	1		
5	HAN1443	LINE	1		(SUCTION)
6	HAN1440	FITTING	2		90°
7	HAN1455	FITTING	1		
8	HAN1438	FITTING	1		STRAIGHT
9	HAN1447	HOSE	1		
10	HAN1437	TUBE	2		
11	HAN1442	ADAPTER	1		
12	HAN1441	FITTING	2		90°
13	HAN1432	UNION FITTING	2		
14	HAN1448	FITTING	2		90°
15	HAN1450	FITTING	4		
	24H1136	WASHER	4		11/32" X 11/16" X 0.065"
	12H303	LOCK WASHER	4		5/16"
	14H785	NUT	4		5/16"
16	HAN1468	HOSE	1		
17	HAN1460	TUBE	1		
18	HAN1456	TEE FITTING	2		
19	HAN1462	TUBE	1		
20	HAN1464	TUBE	1		
21	HAN1469	CLAMP	3		
	24H1646	WASHER	3		17/64" X 3/4" X 0.060"
	12H302	LOCK WASHER	3		1/4"
	14H786	NUT	3		1/4"
22	HAN1435	HOSE	4		
23	HAN1436	TEE FITTING	2		
24	HAN1667	TUBE	2		
25	HAN1439	HOSE	2		
26	HAN1693	HOSE	1		
27	HAN1691	HOSE	1		
28	HAN1685	HOSE	1		
29	HAN1623	CLAMP	2		
30	HAN1708	THREADED NIPPLE	1		
31	HAN1709	PIPE BUSHING	1		
32	HAN1707	COUPLING	1		
33	HAN1706	FITTING	1		

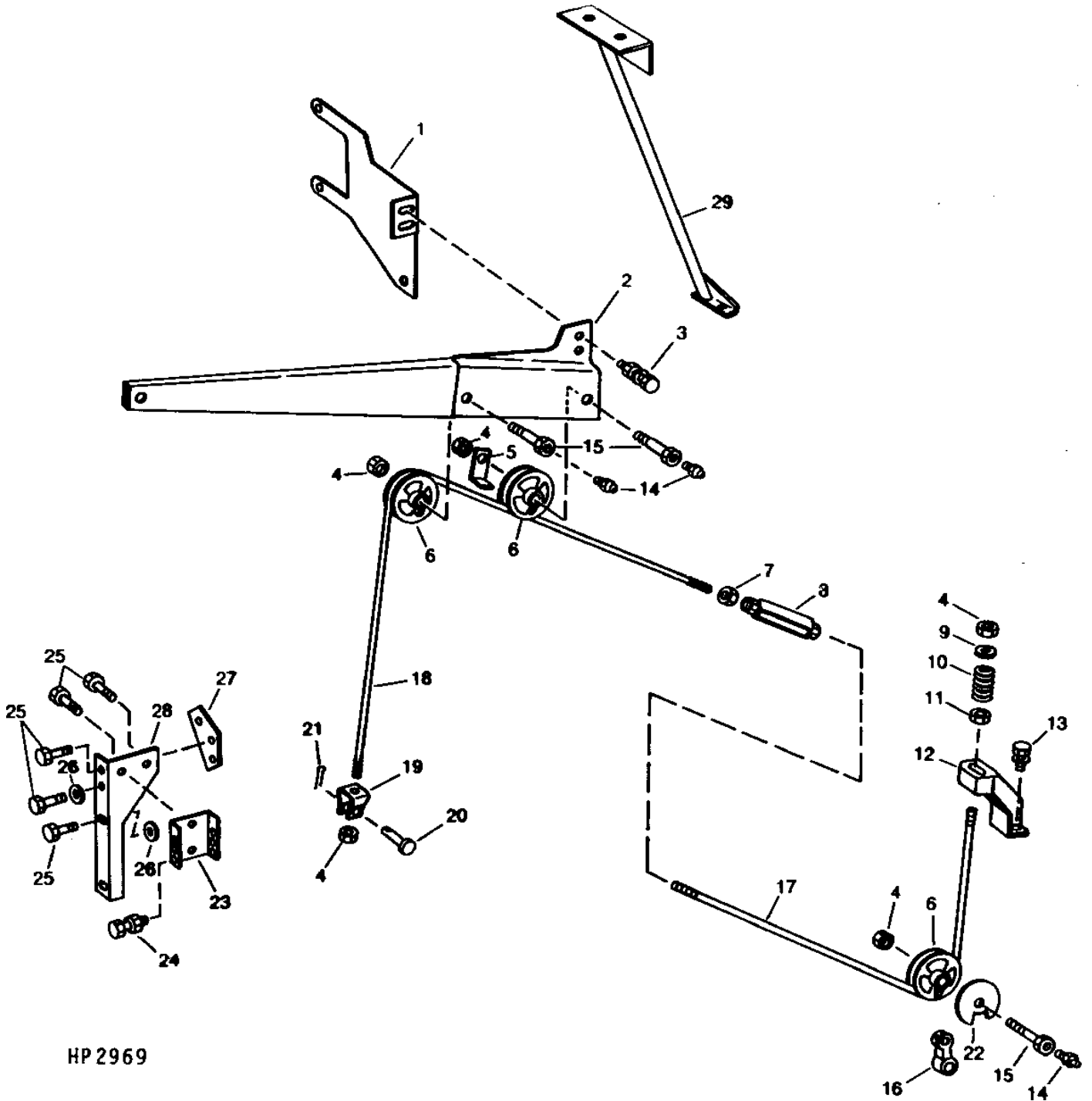
F20

7722 COMBINE

HP2969

-UN-01JAN94

PLATFORM LEVELING CABLES AND MOUNTING (R.H. SIDE)



HP 2969

F21

7722 COMBINE

PLATFORM LEVELING CABLES AND MOUNTING (R.H. SIDE) - CONTINUED

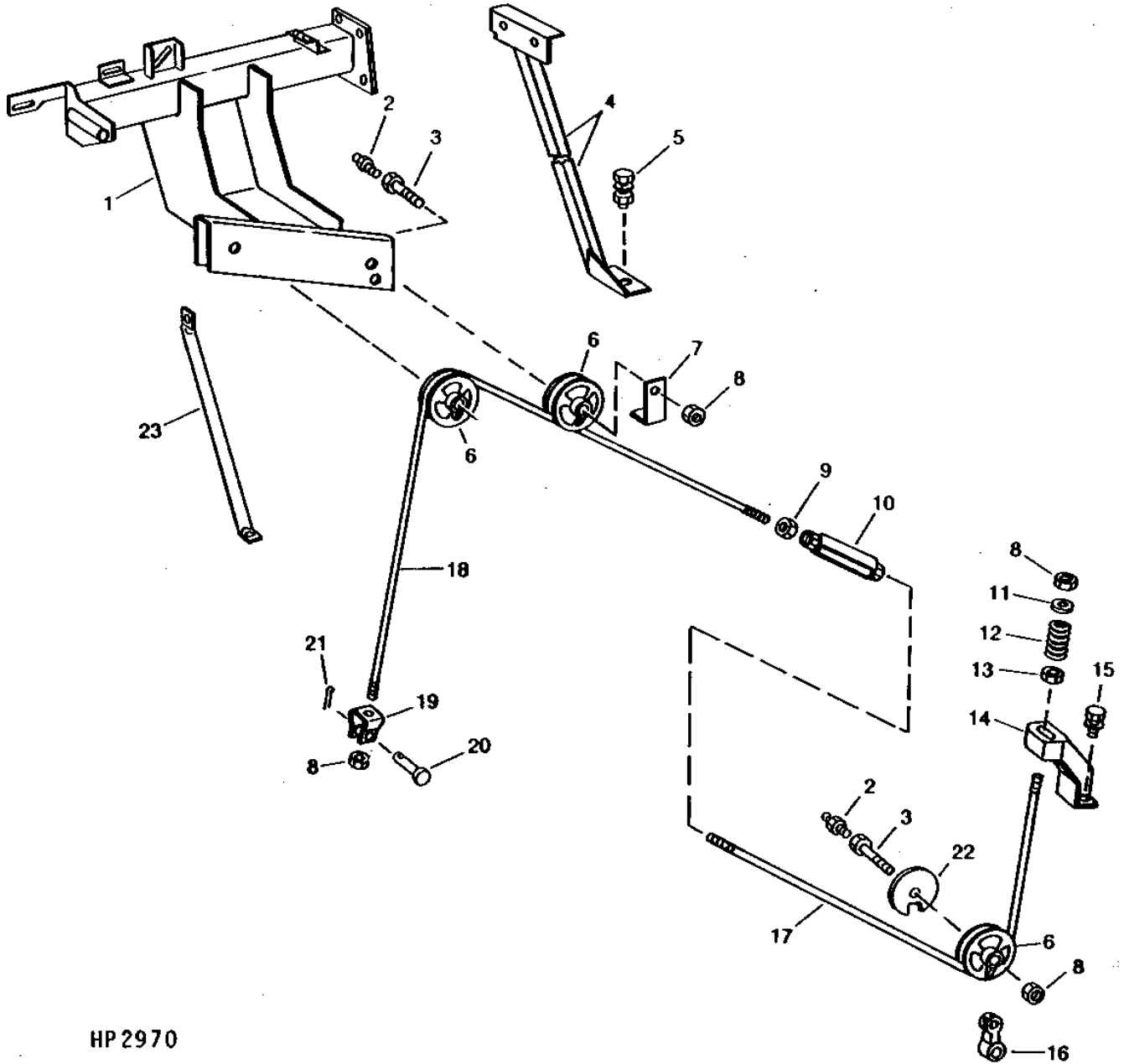
KEY	PART NO.	PART NAME	QTY	SERIAL NO.	REMARKS
1	HAN1355	BRACE	1		
2	HAN1565	SUPPORT	1		
3	19H444	CAP SCREW	2	1/2" X 1"	
	19H462	CAP SCREW	1	1/2" X 1-1/2"	
	12H301	LOCK WASHER	3	1/2"	
	14H259	NUT	3	1/2"	
4	14H1039	NUT	5	5/8"	
5	HAN1357	GUARD	1		
6	H10807	SHEAVE	3		
7	14H821	NUT	1	5/8"	
8	H77389	TURNBUCKLE	1		
9	H65324	BUSHING	1		
10	R32008	WIRE	1		
11	H65323	STOP	1		
12	HAN1525	BRACKET	1		
13	19H1734	CAP SCREW	1	5/8" X 2"	
	12H294	LOCK WASHER	1	5/8"	
	14H760	NUT	1	5/8"	
14	JD7759	LUBRICATION FITTING	3		
15	H81393	BOLT	3		
16	H65321	CLEVIS	1		
17	HAN1433	CABLE	1	(FRONT)	
18	HAN1434	CABLE	1	(REAR)	
19	H87699	CLEVIS	1		
20	HAN1702	PIN	1		
21	11H211	COTTER PIN	1	1/8" X 3/4"	
22	HAN1406	GUARD	1		
23	H113210	CHANNEL	1		
24	19H1969	CAP SCREW	3	1/4" X 3", (B GRADE SHEAR BOLT)	
	H120490	BOLT	3	(USE WITH 160 TO 320 RPM AND 285 TO 570 RPM)	
	M40333	LOCK NUT	3		
25	19H1900	CAP SCREW	6	5/16" X 3/4"	
26	24H1136	WASHER	2	11/32" X 11/16" X 0.065"	
27	H118655	PLATE	1		
28	HAN1359	BRACKET	1		
29	HAN1585	BRACE	1	R.H.	

F22

7722 COMBINE

HP2970 -UN-01JAN94

PLATFORM LEVELING CABLES AND MOUNTING (L.H. SIDE)



HP 2970

F23

7722 COMBINE

PLATFORM LEVELING CABLES AND MOUNTING (L.H.SIDE) - CONTINUED

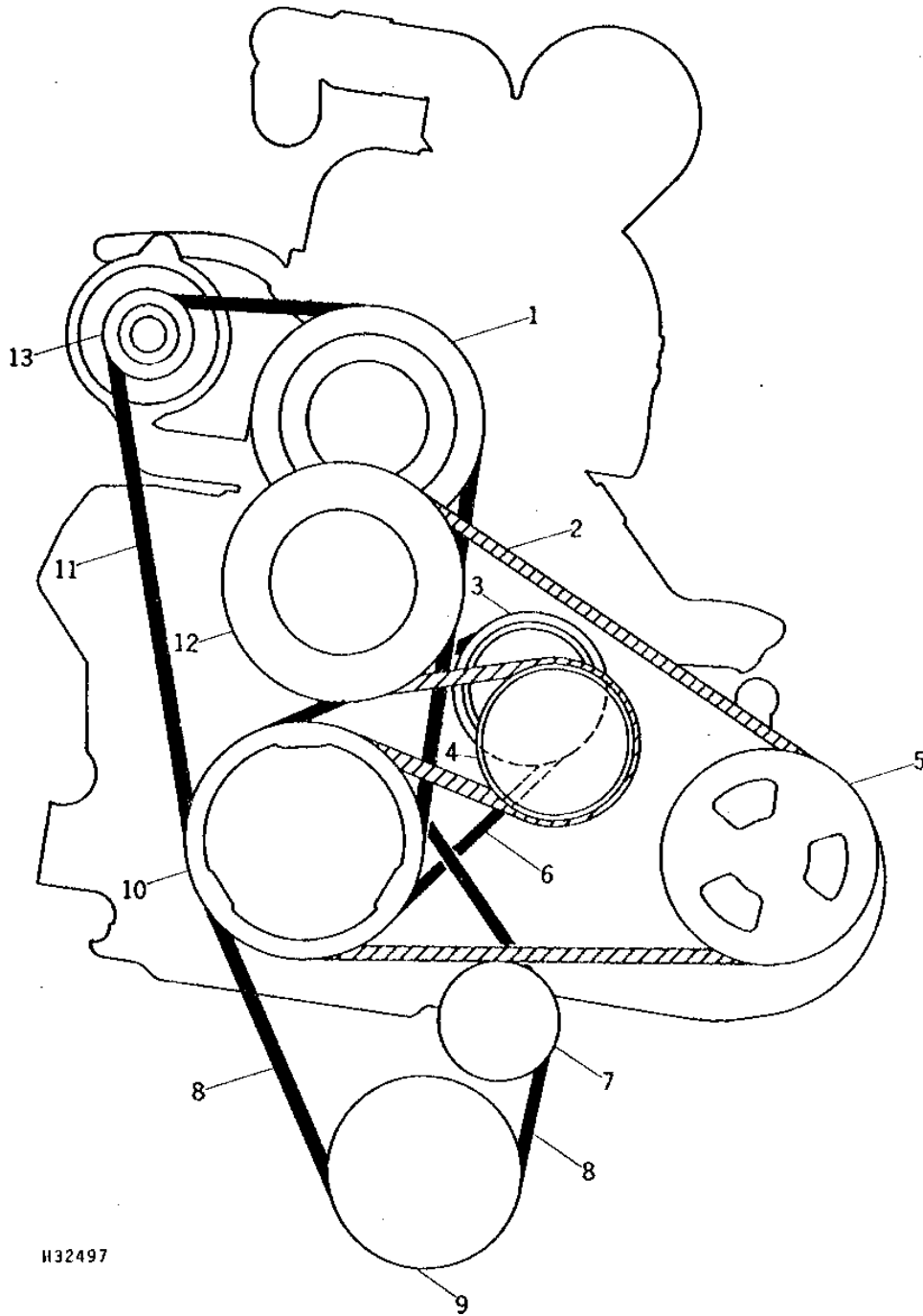
KEY	PART NO.	PART NAME	QTY	SERIAL NO.	REMARKS
1	HAN1112	SUPPORT	1		
2	JD7759	LUBRICATION FITTING	3		
3	H81393	BOLT	3		
4	HAN1584	BRACE	1		
5	19H1862	CAP SCREW	1	3/4" X 2-1/2"	
	12H236	LOCK WASHER	1	3/4"	
	14H794	NUT	1	3/4"	
6	H10807	SHEAVE	3		
7	HAN1358	GUARD	1		
8	14H1039	NUT	5	5/8"	
9	14H821	NUT	1	5/8"	
10	H77389	TURNBUCKLE	1		
11	H65324	BUSHING	1		
12	R32008	WIRE	1		
13	H65323	STOP	1		
14	HAN1526	BRACKET	1		
15	19H1734	CAP SCREW	1	5/8" X 2"	
	12H294	LOCK WASHER	1	5/8"	
	14H760	NUT	1	5/8"	
16	H65321	CLEVIS	1		
17	HAN1433	CABLE	1	(FRONT)	
18	HAN1434	CABLE	1	(REAR)	
19	H87699	CLEVIS	1		
20	HAN1702	PIN	1		
21	11H211	COTTER PIN	1	1/8" X 3/4"	
22	HAN1406	GUARD	1		
23	HAN1680	BRACE	1		

F24

7722 COMBINE

H32497 -UN-01JAN94

ENGINE BELTS AND SHEAVES



H32497

F25

7722 COMBINE

ENGINE BELTS AND SHEAVES - CONTINUED

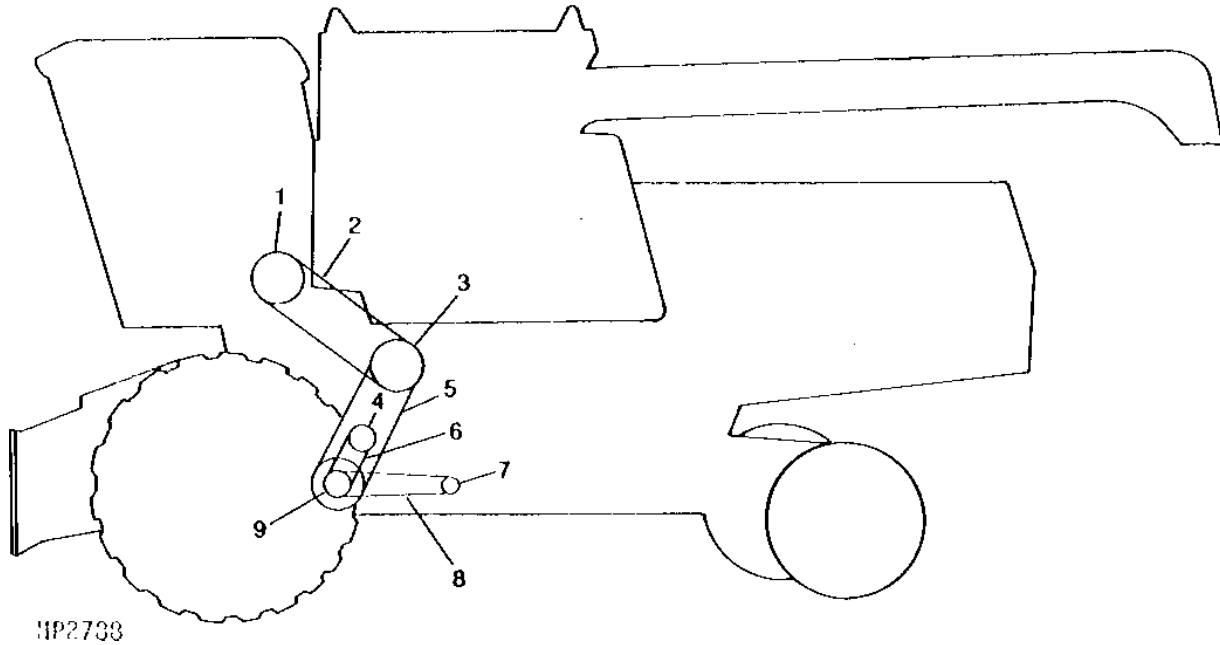
KEY	PART NO.	PART NAME	QTY	SERIAL NO.	REMARKS
1	R54957	PULLEY	1		WATER PUMP, 187 MM (7-3/8") DIA.
2	AH96333	BELT SET	1		FAN (MATCHED SET)
3	AR71287	PULLEY	1		COMPRESSOR
4	AH96292	SHEAVE	1		TIGHTENER
5	H97642	SHEAVE	1		INTERMEDIATE
6	H122189	BELT	1		COMPRESSOR
7	AH77172	IDLER	1		TIGHTENER, 102 MM (4") DIA.
8	H86273	BELT	1		ROTARY SCREEN
9	H89969	SHEAVE	1		DRIVE, ROTARY SCREEN, 181 MM (7-3/16") DIA.
10	R65718	PULLEY	1		CRANKSHAFT
	R67287	PULLEY	1		INTERMEDIATE
11	H79237	BELT	1	-616100	ALTERNATOR AND WATER PUMP, (SUB H86271)
	H86271	BELT	1		
12	H102181	SHEAVE	1		RADIATOR FAN
13	H93619	PULLEY	1		ALTERNATOR, 76 MM (3") DIA.

G1

7722 COMBINE

HP2788 -UN-01JAN94

HYDROSTATIC GROUND AND LEVELING SYSTEM DRIVE BELTS AND SHEAVES



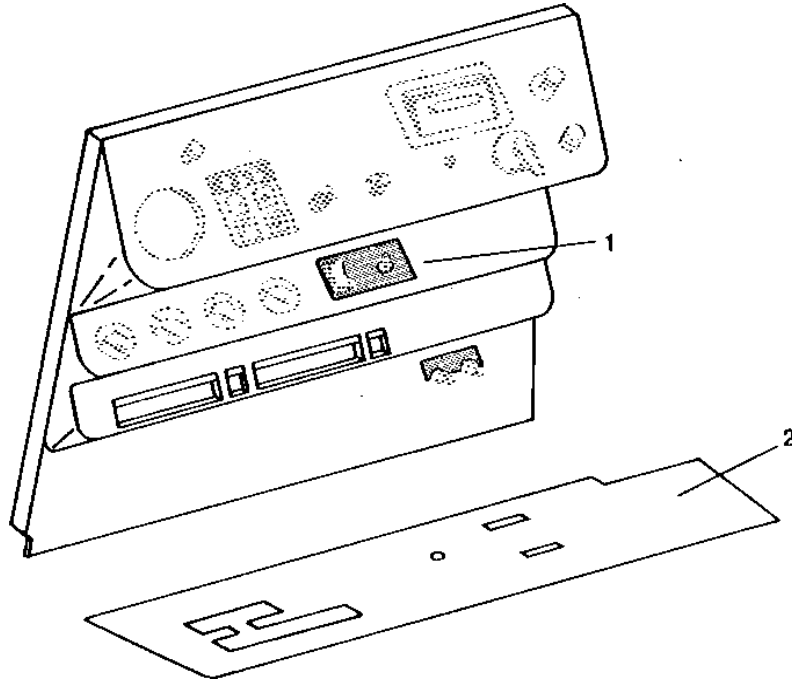
KEY	PART NO.	PART NAME	QTY	SERIAL NO.	REMARKS
1	H94981	SHEAVE	1		DRIVE, ENGINE POWERSHAFT, 223MM, 250MM, AND 340MM (8-25/32", 9-27/32", AND 13-13/32") DIAS.
2	AH84633	BELT SET	1		UPPER GROUND DRIVE (MATCHED SET)
3	AH90678	SHEAVE	1		PROPULSION DRIVE COUNTERSHAFT, 305MM (12") DIA
4	H83359	SHEAVE	1		HYDROSTATIC CHARGE PUMP, 135MM (5-21/64") DIA
5	HAN1220	BELT	1		LOWER GROUND DRIVE (MATCHED SET)
6	T32517	BELT	1		DRIVE, HYDROSTATIC CHARGE PUMP
7	HAN1173	SHEAVE	1		LEVELING SYSTEM PUMP
8	HAN1177	BELT	1		LEVELING SYSTEM PUMP
9	HAN1089	SHEAVE	1		DOUBLE, HYDROSTATIC DRIVE UNIT, 273MM AND 152MM (10-3/4" AND 6")

G2

7722 COMBINE

HP2971 -UN-01JAN94

INSTRUMENT PANEL AND CONSOLE COVER DECALS



HP 2971

KEY	PART NO.	PART NAME	QTY	SERIAL NO.	REMARKS
1	H99174	LABEL	1		LEVELING SWITCH
	H83031	DECAL	1		SWITCH
2	H132660	DECAL	1		TIRE LOADING

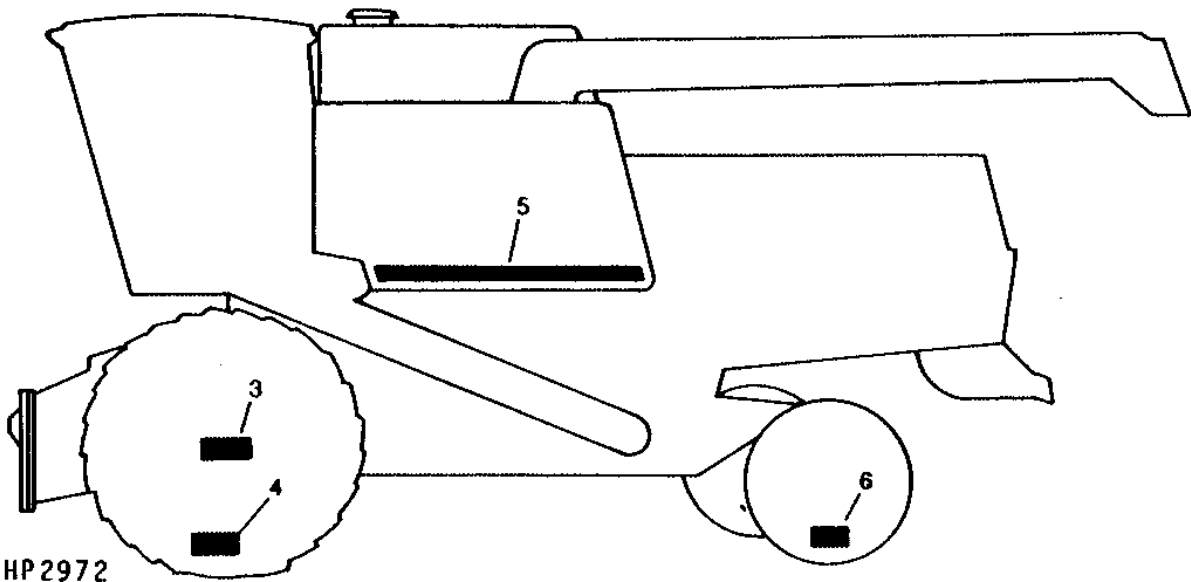
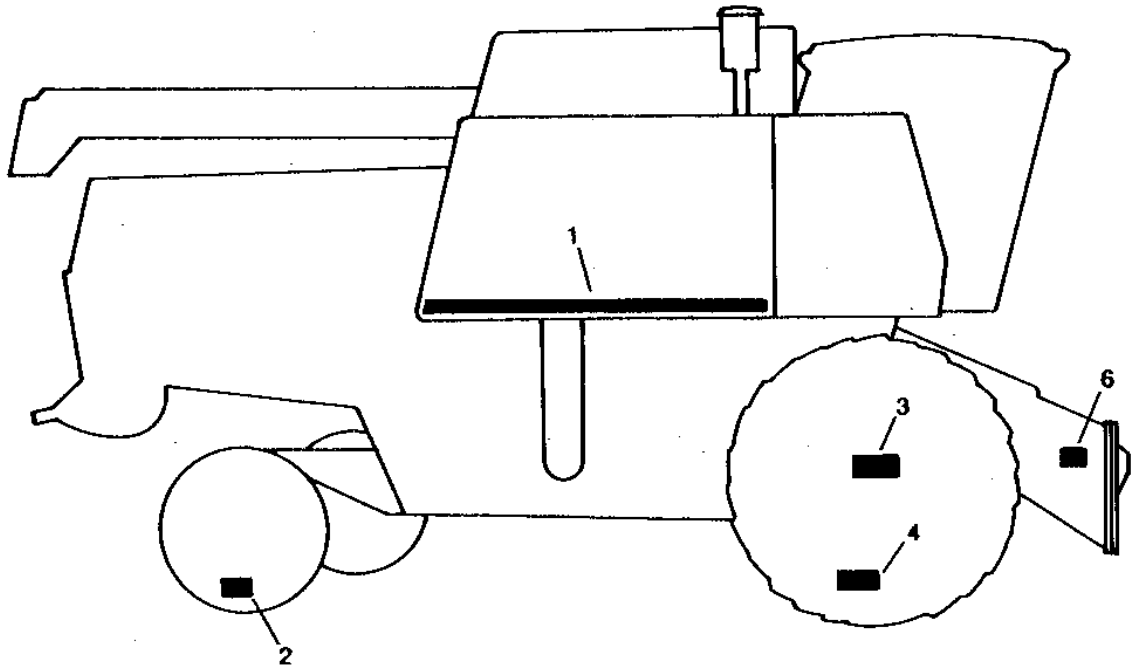
G3

7722 COMBINE

HP2972

-UN-01JAN94

RIGHT-HAND AND LEFT-HAND DECALS



HP 2972

G4

7722 COMBINE

RIGHT-HAND AND LEFT-HAND DECALS - CONTINUED

KEY	PART NO.	PART NAME	QTY	SERIAL NO.	REMARKS
1	H129684	LABEL	1		"7722 TITAN II" (R.H.)
2	H80494	DECAL	2		TIRE PRESSURE (REAR)
3	H115673	DECAL	2		WHEEL BOLT TORQUE
4	H80491	LABEL	2		TIRE PRESSURE (FRONT)
5	H129685	LABEL	2		"7722 TITAN II" (L.H.)
6	H135411	DECAL	1		"WARNING" SLIP CLUTCH

MEMORANDA

L18

7722 COMBINE

NUMERICAL INDEX

PART NO.	GRID	KEY	PAGE	PART NO.	GRID	KEY	PAGE	PART NO.	GRID	KEY	PAGE
AB1288H	D13	20	96	AH110916	D7	1	89	AH77172	F25	7	163
AB1289H	D13	20	96	AH111049	D7	32	89	AH77300	B15	16	41
AB1290H	D13	20	96	AH111050	D7	12	89	AH77686	D24	11	109
AC11779	E6	8	115	AH111100	E14	13	125	AH77869	B23	1	51
AC14974	E6	4	115	AH111147	E4	17	113	AH78124	E11	22	121
AC15595	A22	1	21	AH111156	D7	5	89	AH78173	E25	22	137
AC15595	A22	4	21	AH111181	E4	19	113	AH78237	B23	4	51
AE21116	F9	5	147	AH111188	D24	20	109	AH80335	D2	2	83
AE23791	E20	22	131	AH111440	C22	1	78	AH80335	D2	34	83
AE41229	C2	6	55	AH112123	B5	6	31	AH80939	E2	8	111
AE43494	C2	5	55	AH112231	D7	10	89	AH81622	B20	7	47
AH100024	D4	15	85	AH112234	A16	7	15	AH81870	B15	25	41
AH100026	C8	9	63	AH112260	B16	10	42	AH82239	F9	11	147
AH100027	C8	8	63	AH112682	B24	8	53	AH83426	E6	5	115
AH100082	D7	15	89	AH112814	A24	15	23	AH83545	A18	28	17
AH101200	C6	22	60	AH112815	A24	16	23	AH83621	E2	5	111
AH101201	C6	23	60	AH113369	A20	1	19	AH84241	E6	7	115
AH101202	C6	6	60	AH114605	C2	9	55	AH84633	A10	4	9
AH101202	C6	7	60	AH114779	E11	21	121	AH84633	G1	2	164
AH101202	C6	9	60	AH115047	C11	2	67	AH84646	E5	1	114
AH101202	C6	10	60	AH115259	B16	22	42	AH84696	F13	14	151
AH101202	C6	11	60	AH115424	D12	1	95	AH84697	F13	16	151
AH101202	C6	12	60	AH115426	D12	3	95	AH86553	A24	2	23
AH101202	C6	14	60	AH116698	E5	8	114	AH86553	A24	3	23
AH101202	C6	16	60	AH116744	D5	3	87	AH86553	A24	4	23
AH101202	C6	17	60	AH117527	E4	6	113	AH87599	B8	10	34
AH101202	C6	18	60	AH117528	E4	24	113	AH87790	C2	4	55
AH101202	C6	..	60	AH118779	B15	32	41	AH87945	D13	21	96
AH101202	C7	11	61	AH119037	B24	8	53	AH87960	D7	21	89
AH101242	F15	12	153	AH120069	E18	..	129	AH87961	D7	18	89
AH101357	E20	9	131	AH120156	F4	16	141	AH87966	D7	20	89
AH101522	A16	2	15	AH120373	A14	3	13	AH87979	D7	19	89
AH101530	F4	18	141	AH121560	A21	3	20	AH88540	D14	31	97
AH102394	E11	9	121	AH123536	E6	10	115	AH88599	E2	3	111
AH102708	E4	7	113	AH123598	B5	9	31	AH89533	D14	32	97
AH103182	A25	1	25	AH123769	E4	26	113	AH90494	B2	11	27
AH103182	A25	5	25	AH124728	A14	1	13	AH90495	B2	4	27
AH103182	A25	9	25	AH124728	A14	3	13	AH90678	G1	3	164
AH103290	D4	37	85	AH124728	A14	15	13	AH90890	A23	10	22
AH103853	C25	2	81	AH124728	A14	20	13	AH90893	A18	8	17
AH104221	D18	19	103	AH124955	E4	19	113	AH91277	A18	1	17
AH104438	E14	25	125	AH124960	E4	17	113	AH91460	A14	1	13
AH104759	C25	21	81	AH125623	B18	7	45	AH91460	A14	3	13
AH104826	E20	16	131	AH125727	E16	18	127	AH92928	B20	26	47
AH104988	B5	3	31	AH125731	D7	33	89	AH93110	E18	26	129
AH105040	E18	23	129	AH125732	D7	31	89	AH93565	A20	12	19
AH105090	D2	6	83	AH125736	A22	3	21	AH93628	D15	3	98
AH10515	D13	16	96	AH125745	A10	9	9	AH93892	C13	17	69
AH10515	D15	8	98	AH126053	E23	4	135	AH94057	C6	20	60
AH106154	C11	3	67	AH126289	E23	4	135	AH94057	C8	3	63
AH106618	E18	2	129	AH126667	A12	14	11	AH94450	E12	14	123
AH106652	D16	21	100	AH15442	F13	1	151	AH94519	B9	14	35
AH106653	D16	3	100	AH15442	F15	1	153	AH94719	A10	9	9
AH107361	B3	7	28	AH19840	B15	24	41	AH94737	A10	15	9
AH107416	E20	5	131	AH19841	B15	19	41	AH94738	A10	22	9
AH108036	D4	20	85	AH20443	D13	26	96	AH95011	A12	25	11
AH108041	D4	28	85	AH64610	C13	21	69	AH95376	A23	11	22
AH108059	A12	45	11	AH75534	B8	7	34	AH95982	A16	3	15
AH108240	D4	5	85	AH75538	B9	2	35	AH96231	A10	17	9
AH108282	D18	17	103	AH76271	D24	9	109	AH96292	A12	6	11
AH108339	D16	22	100	AH76273	D24	10	109	AH96292	F25	4	163
AH108402	C10	1	65	AH76501	B11	31	37	AH96294	A12	21	11
AH108494	F13	23	151	AH76502	B13	26	39	AH96299	E18	37	129
AH109570	D2	32	83	AH76882	D7	34	89	AH96300	A10	6	9
AH109692	B11	15	37	AH76992	C2	2	55	AH96333	A12	48	11
AH11015	B2	5	27	AH77100	B2	2	27	AH96333	F25	2	163
AH110420	A18	17	17	AH77172	A12	33	11	AH96406	E4	22	113

L19

7722 COMBINE

NUMERICAL INDEX - CONTINUED

PART NO.	GRID	KEY	PAGE	PART NO.	GRID	KEY	PAGE	PART NO.	GRID	KEY	PAGE
AH96406	E16	19	127	AR21999	A14	8	13	HAN1024	C15	1	71
AH96415	C25	24	81	AR51481	D2	43	83	HAN1032	F6	3	143
AH96446	C10	3	65	AR52065	A24	5	23	HAN1039	D22	1	107
AH96471	E11	19	121	AR52066	A24	8	23	HAN1050	C2	11	55
AH96473	E11	15	121	AR52085	E20	15	131	HAN1052	C14	5	70
AH96492	A12	31	11	AR57103	B18	4	45	HAN1064	C25	6	81
AH96504	D7	38	89	AR71287	F25	3	163	HAN1065	C25	5	81
AH96566	C6	24	60	AR77962	A14	17	13	HAN1066	D22	11	107
AH96578	A10	17	9	AR80652	A24	6	23	HAN1070	D10	1	92
AH96641	E5	21	114	AR80652	A24	9	23	HAN1077	D22	12	107
AH96672	D2	8	83	AR80653	A24	6	23	HAN1079	C19	3	75
AH96673	D2	43	83	AR80653	A24	9	23	HAN1080	C19	3	75
AH96752	E11	4	121	AR81313	A24	6	23	HAN1089	B24	1	53
AH96759	E7	8	116	AR81313	A24	9	23	HAN1089	G1	9	164
AH96774	B23	11	51	AR82915	A24	6	23	HAN1094	C10	14	65
AH96775	B23	8	51	AR82915	A24	9	23	HAN1096	C14	3	70
AH97054	F4	4	141	AR85328	A25	11	25	HAN1097	C11	5	67
AH97056	F4	1	141	AR85932	A14	16	13	HAN1102	C17	14	73
AH97099	A12	12	11	AR86098	A14	2	13	HAN1107	C17	9	73
AH97280	E20	10	131	AR86600	A23	13	22	HAN1108	C17	3	73
AH97281	D13	9	96	AR87813	B13	12	39	HAN1109	F5	1	142
AH97285	D13	2	96	AR98650	B18	8	45	HAN1112	F23	1	161
AH97340	E12	11	123	AT12111	F13	2	151	HAN1115	D17	1	101
AH97342	D14	27	97	AT13740	A14	13	13	HAN1116	D18	12	103
AH97882	C13	29	69	AT14927	E16	..	127	HAN1116	D20	5	105
AH97883	C13	29	69	AT51341	F13	28	151	HAN1117	D18	8	103
AH97997	E11	2	121	AT63170	D7	30	89	HAN1120	B21	13	49
AH98144	E25	11	137	AT67275	B5	10	31	HAN1121	B21	5	49
AH98289	B23	20	51	AU43948	F9	8	147	HAN1122	B21	12	49
AH98290	B23	7	51	AW24500	D12	21	95	HAN1124	D2	46	83
AH98323	E25	6	137	A11455	E12	16	123	HAN1137	C19	4	75
AH98826	E20	23	131	A22698	F4	6	141	HAN1148	C19	2	75
AH98828	E20	2	131	A25695	E12	19	123	HAN1157	D18	4	103
AH98941	D4	13	85	A2913R	A14	3	13	HAN1165	C15	4	71
AH98942	D4	8	85	A2913R	A14	20	13	HAN1166	D18	11	103
AH98943	D4	9	85	A3581R	C23	6	79	HAN1168	B21	10	49
AH98987	D4	36	85	A3581R	E11	3	121	HAN1169	B21	11	49
AH99005	A22	8	21	A3606R	B13	25	39	HAN1173	F13	33	151
AH99301	E25	25	137	BP12214	E12	3	123	HAN1173	G1	7	164
AH99373	D2	25	83	BP12232	A18	5	17	HAN1174	F13	29	151
AH99374	D2	22	83	BP13615	A10	7	9	HAN1175	F13	31	151
AH99378	D2	4	83	BP13620	E18	22	129	HAN1176	F13	30	151
AH99386	D2	42	83	B13986	D7	36	89	HAN1177	G1	8	164
AH99387	D2	13	83	B27355	B15	31	41	HAN1178	B24	3	53
AH99424	C13	7	69	B3118R	E18	13	129	HAN1179	B24	5	53
AH99644	E25	17	137	B5235H	D13	20	96	HAN1180	B24	7	53
AH99666	A24	10	23	B5321H	D13	20	96	HAN1208	C17	13	73
AH99707	A25	8	25	C10232	E6	6	115	HAN1215	C10	13	65
AL32975	A25	17	25	C10233	E6	9	115	HAN1216	D16	20	100
AM30945	F9	3	147	C3056E	D16	5	100	HAN1217	B21	1	49
AM3208T	F9	4	147	C3994E	D13	15	96	HAN1220	G1	5	164
AM38782	B23	18	51	C3994E	D15	7	98	HAN1221	D12	17	95
AN102010	D14	33	97	C3994E	D18	15	103	HAN1222	D12	26	95
AN102010	D15	17	98	E12201	B11	2	37	HAN1225	D12	16	95
AN102010	D18	16	103	E17421	A24	7	23	HAN1226	D12	5	95
AN113330	E18	30	129	E52149	B23	31	51	HAN1227	D12	6	95
AN12151	E18	19	129	E53699	E18	12	129	HAN1228	D12	7	95
AN31004	E18	28	129	E55662	F4	2	141	HAN1229	D12	8	95
AN31211	E7	4	116	E55662	F4	19	141	HAN1232	D12	27	95
AN85022	B15	11	41	E62875	E11	1	121	HAN1233	D12	9	95
AP23771	C2	1	55	E74026	D14	29	97	HAN1235	D12	11	95
AP24395	C20	4	76	E74026	D15	14	98	HAN1236	D12	24	95
AR1479R	C13	5	69	E74160	D5	5	87	HAN1238	F17	1	155
AR1479R	D13	4	96	F1463R	E25	20	137	HAN1239	F13	32	151
AR21839	A25	12	25	F2622R	A10	7	9	HAN1240	F17	3	155
AR21840	A14	4	13	HAN1001	C21	1	77	HAN1241	F7	2	145
AR21842	D7	28	89	HAN1002	D22	10	107	HAN1242	F7	12	145

L20

7722 COMBINE

NUMERICAL INDEX - CONTINUED

PART NO.	GRID	KEY	PAGE	PART NO.	GRID	KEY	PAGE	PART NO.	GRID	KEY	PAGE
HAN1243	F7	3	145	HAN1359	F21	28	159	HAN1547	B7	8	33
HAN1244	F7	1	145	HAN1365	F9	7	147	HAN1554	D10	4	92
HAN1245	F7	7	145	HAN1366	F9	6	147	HAN1561	D10	5	92
HAN1246	F17	4	155	HAN1367	F5	3	142	HAN1562	C20	1	76
HAN1247	F16	7	154	HAN1368	F9	6	147	HAN1563	C21	1	77
HAN1248	F16	3	154	HAN1368	F9	7	147	HAN1565	F21	2	159
HAN1249	F7	10	145	HAN1369	F5	6	142	HAN1567	E21	1	133
HAN1252	C17	7	73	HAN1370	F9	6	147	HAN1568	C5	4	59
HAN1260	C17	16	73	HAN1370	F9	7	147	HAN1569	C5	7	59
HAN1262	C17	15	73	HAN1373	F6	2	143	HAN1574	B7	13	33
HAN1265	C11	4	67	HAN1374	F6	1	143	HAN1575	C17	18	73
HAN1273	C14	4	70	HAN1376	F5	8	142	HAN1576	C17	11	73
HAN1274	C10	12	65	HAN1399	D10	2	92	HAN1577	C17	10	73
HAN1275	C10	15	65	HAN1405	E9	1	119	HAN1578	F16	1	154
HAN1279	F16	2	154	HAN1406	F21	22	159	HAN1579	C17	12	73
HAN1280	B21	3	49	HAN1406	F23	22	161	HAN1580	C17	1	73
HAN1281	B21	2	49	HAN1432	F19	13	157	HAN1582	C25	20	81
HAN1281	D12	2	95	HAN1433	F21	17	159	HAN1583	C25	16	81
HAN1281	F6	7	143	HAN1433	F23	17	161	HAN1584	F23	4	161
HAN1282	B21	4	49	HAN1434	F21	18	159	HAN1585	F21	29	159
HAN1284	B21	8	49	HAN1434	F23	18	161	HAN1586	C23	5	79
HAN1285	B16	1	42	HAN1435	F19	22	157	HAN1587	B7	3	33
HAN1285	B21	9	49	HAN1436	F19	23	157	HAN1588	C14	2	70
HAN1291	C25	14	81	HAN1437	F19	10	157	HAN1589	C8	7	63
HAN1299	C3	2	57	HAN1438	F19	8	157	HAN1590	B23	24	51
HAN1301	C3	6	57	HAN1439	F19	25	157	HAN1591	D20	2	105
HAN1302	C3	1	57	HAN1440	F19	6	157	HAN1592	D20	16	105
HAN1303	C3	11	57	HAN1441	F19	12	157	HAN1593	D20	14	105
HAN1304	C3	9	57	HAN1442	F19	11	157	HAN1594	D20	7	105
HAN1305	C3	8	57	HAN1443	F19	5	157	HAN1595	C25	12	81
HAN1307	D12	23	95	HAN1444	F19	4	157	HAN1596	C25	18	81
HAN1308	D12	13	95	HAN1445	F19	2	157	HAN1597	D22	5	107
HAN1309	D12	15	95	HAN1446	F19	3	157	HAN1598	D22	5	107
HAN1310	D12	20	95	HAN1447	F19	9	157	HAN1600	D18	13	103
HAN1311	D12	22	95	HAN1448	F19	14	157	HAN1600	D20	6	105
HAN1319	F7	4	145	HAN1449	F19	1	157	HAN1603	F9	2	147
HAN1320	F7	8	145	HAN1450	F19	15	157	HAN1604	F10	1	148
HAN1321	F7	9	145	HAN1455	F19	7	157	HAN1623	F19	29	157
HAN1321	F16	8	154	HAN1456	F19	18	157	HAN1630	D9	6	91
HAN1321	F16	9	154	HAN1460	F19	17	157	HAN1631	D9	4	91
HAN1321	F16	10	154	HAN1462	F19	19	157	HAN1632	D9	5	91
HAN1321	F16	11	154	HAN1464	F19	20	157	HAN1633	D9	14	91
HAN1321	F16	12	154	HAN1468	F19	16	157	HAN1634	D9	15	91
HAN1321	F16	13	154	HAN1469	F19	21	157	HAN1635	D9	12	91
HAN1321	F16	14	154	HAN1476	C5	6	59	HAN1636	D9	7	91
HAN1321	F16	15	154	HAN1477	C5	5	59	HAN1637	D9	10	91
HAN1322	F2	9	139	HAN1478	C5	7	59	HAN1638	D9	13	91
HAN1323	F2	3	139	HAN1479	C5	8	59	HAN1639	D9	16	91
HAN1324	F2	5	139	HAN1480	C5	3	59	HAN1640	D9	24	91
HAN1325	F2	13	139	HAN1489	C5	1	59	HAN1641	D9	3	91
HAN1326	F2	8	139	HAN1493	C25	26	81	HAN1642	D9	22	91
HAN1327	F2	7	139	HAN1498	B23	23	51	HAN1643	D9	23	91
HAN1328	F2	10	139	HAN1500	D20	1	105	HAN1644	D9	8	91
HAN1329	F2	11	139	HAN1510	D20	13	105	HAN1645	D9	9	91
HAN1330	F2	12	139	HAN1511	C25	33	81	HAN1646	D9	25	91
HAN1331	C17	2	73	HAN1514	B7	2	33	HAN1647	D9	26	91
HAN1332	C17	8	73	HAN1515	B7	1	33	HAN1662	D9	17	91
HAN1334	F16	6	154	HAN1516	C23	1	79	HAN1664	D9	18	91
HAN1335	C2	18	55	HAN1521	C25	13	81	HAN1665	D9	11	91
HAN1339	C2	24	55	HAN1522	B7	10	33	HAN1667	F19	24	157
HAN1340	C2	17	55	HAN1523	B7	9	33	HAN1668	F7	11	145
HAN1341	C2	22	55	HAN1525	F21	12	159	HAN1669	F11	1	149
HAN1342	C2	21	55	HAN1526	F23	14	161	HAN1672	D20	8	105
HAN1348	D20	19	105	HAN1540	B7	1	33	HAN1675	E9	10	119
HAN1355	F21	1	159	HAN1541	D20	15	105	HAN1680	F23	23	161
HAN1357	F21	5	159	HAN1543	D20	21	105	HAN1683	D16	1	100
HAN1358	F23	7	161	HAN1544	C25	15	81	HAN1685	F19	28	157

L21

7722 COMBINE

NUMERICAL INDEX - CONTINUED

PART NO.	GRID	KEY	PAGE	PART NO.	GRID	KEY	PAGE	PART NO.	GRID	KEY	PAGE
HAN1690	B23	33	51	H102003	F13	12	151	H113759	A25	15	25
HAN1691	F19	27	157	H102172	C22	10	78	H113857	A14	9	13
HAN1693	F19	26	157	H102177	A12	38	11	H114341	B16	7	42
HAN1694	D20	10	105	H102181	A12	46	11	H114342	B16	13	42
HAN1694	E16	29	127	H102182	F25	12	163	H114481	D4	27	85
HAN1695	D20	9	105	H102206	A12	47	11	H114694	B2	6	27
HAN1695	E16	30	127	H102217	C13	30	69	H115673	G4	3	167
HAN1700	C15	6	71	H102268	C22	9	78	H115727	F4	20	141
HAN1702	F21	20	159	H102477	D2	11	83	H116068	A20	3	19
HAN1702	F23	20	161	H102497	E14	33	125	H118398	D4	..	85
HAN1706	F19	33	157	H102679	E14	29	125	H118582	E5	17	114
HAN1707	F19	32	157	H103040	E4	1	113	H118583	E14	15	125
HAN1708	F19	30	157	H103041	E4	9	113	H118655	F21	27	159
HAN1709	F19	31	157	H103040	E25	34	137	H118741	D2	35	83
HAN1715	B7	12	33	H103041	E25	14	137	H118776	E14	16	125
HAN1718	D10	6	92	H103167	F4	9	141	H120273	D5	11	87
HAN1734	C6	3	60	H103538	F4	11	141	H120490	F21	24	159
HAN1735	C6	25	60	H103748	F4	10	141	H122189	D5	10	87
HAN1752	B21	14	49	H103858	B13	8	39	H122189	F25	6	163
HAN1753	C25	27	81	H104277	B20	18	47	H123349	B2	8	27
HAN1755	C25	28	81	H105055	D2	44	83	H125759	B18	21	45
HAN1757	C25	29	81	H105205	E12	4	123	H129222	D12	25	95
HAN1758	C25	30	81	H105206	D4	30	85	H129684	G4	1	167
HAN1759	C5	2	59	H105207	E20	26	131	H129685	G4	5	167
HZ5621H	C22	4	78	H105209	B11	5	37	H130305	B20	1	47
H100077	E20	13	131	H105229	B11	22	37	H130314	B20	6	47
H100150	B15	3	41	H105280	B13	9	39	H130467	A20	6	19
H100165	B23	5	51	H105336	B11	18	37	H130468	A20	13	19
H100260	D4	7	85	H105353	A14	10	13	H130475	A10	13	9
H100264	D4	3	85	H105587	B23	30	51	H131280	E23	5	135
H100265	D4	2	85	H105590	B13	6	39	H131281	E23	8	135
H100266	D4	1	85	H105630	E18	18	129	H131757	A25	3	25
H100267	D4	34	85	H105631	E14	30	125	H131779	A12	15	11
H100286	D2	11	83	H105822	E14	27	125	H132063	F4	21	141
H100290	D4	35	85	H105824	D16	17	100	H132660	G2	2	165
H100311	B8	1	34	H105909	D16	8	100	H134062	D14	30B	97
H100337	D2	41	83	H106073	B5	4	31	H134062	D15	15	98
H100352	D4	17	85	H106126	B5	2	31	H134063	D14	30B	97
H100353	D4	18	85	H106283	E18	11	129	H134063	D15	15	98
H100409	E25	31	137	H107985	E18	25	129	H134082	D14	36	97
H100460	F2	1	139	H10807	E14	21	125	H134082	D15	13	98
H100477	D2	45	83	H10807	B24	6	53	H135411	D22	19	107
H100485	D2	28	83	H108175	D5	6	87	H135411	G4	6	167
H100486	D2	31	83	H108245	F21	6	159	H21925	D15	4	98
H100504	D2	20	83	H108799	F23	6	161	H22694	F13	6	151
H100701	F4	15	141	H108809	A10	5	9	H22694	F15	5	153
H100708	A22	2	21	H108889	D9	20	91	H22695	F13	7	151
H100730	A18	19	17	H109231	E14	23	125	H22695	F15	6	153
H100788	D2	33	83	H109232	E12	6	123	H23927	E14	9	125
H100839	B11	1	37	H109233	E16	5	127	H29296	E25	28	137
H100841	B8	3	34	H109322	D2	37	83	H31381	E5	26	114
H100842	A25	18	25	H109331	D2	38	83	H31444	B15	4	41
H100879	D7	3	89	H109322	D4	29	85	H32239	A23	7	22
H100922	D4	24	85	H109331	D4	21	85	H33456	C13	10	69
H100934	C13	28	69	H109905	D4	4	85	H33511	B15	18	41
H101218	D24	7	109	H110088	D2	1	83	H33513	B15	2	41
H101348	A24	2	23	H110922	D16	19	100	H60061	F2	2	139
H101349	A24	4	23	H111170	E16	3	127	H65108	A18	3	17
H101432	C6	15	60	H111500	B11	23	37	H65108	D7	17	89
H101433	C6	8	60	H111519	B5	5	31	H65108	E4	18	113
H101434	C6	13	60	H112847	E16	4	127	H65108	E23	14	135
H101519	A16	10	15	H112961	D9	1	91	H65108	E25	36	137
H101545	F13	20	151	H113134	C22	6	78	H65321	F21	16	159
H101546	F13	19	151	H11318	B16	21	42	H65321	F23	16	161
H101677	E14	28	125	H113210	B15	17	41	H65322	D22	2	107
H101869	A25	13	25	H113407	F21	23	159	H65323	F21	11	159
H102002	F13	11	151		E14	18	125	H65323	F23	13	161

L22

7722 COMBINE

NUMERICAL INDEX - CONTINUED

PART NO.	GRID	KEY	PAGE	PART NO.	GRID	KEY	PAGE	PART NO.	GRID	KEY	PAGE
H65324	F21	9	159	H78856	E16	11	127	H85241	D16	10	100
H65324	F23	11	161	H78884	E9	4	119	H85345	A18	27	17
H65662	F13	9	151	H79237	B4	2	29	H85482	E16	16	127
H65716	D22	9	107	H79237	F25	11	163	H85771	D17	4	101
H75183	B11	19	37	H79410	E25	35	137	H86161	C11	8	67
H75358	B11	17	37	H79512	B15	7	41	H86264	A12	27	11
H75359	B13	13	39	H79514	B15	6	41	H86271	B4	2	29
H75418	B8	7	34	H79825	D24	1	109	H86271	F25	11	163
H75422	B9	2	35	H79826	D24	2	109	H86273	F25	8	163
H75516	B9	10	35	H79910	A10	21	9	H86348	A20	15	19
H75711	B20	10	47	H80024	B8	2	34	H86349	A20	14	19
H75713	B20	10	47	H80197	E16	12	127	H86402	B8	10	34
H75714	B20	10	47	H80228	A12	7	11	H86453	A18	30	17
H75715	B20	10	47	H80335	D2	30	83	H86477	A18	2	17
H76139	A14	12	13	H80376	B9	8	35	H86493	A18	13	17
H76139	A16	4	15	H80377	B9	6	35	H86523	A18	24	17
H76139	A20	5	19	H80379	B9	5	35	H86656	D16	7	100
H76139	A24	12	23	H80491	G4	4	167	H86656	D16	18	100
H76139	A25	6	25	H80494	G4	2	167	H86772	A14	3	13
H76139	D18	20	103	H80806	E5	15	114	H86772	A14	15	13
H76139	E20	14	131	H80821	F13	17	151	H86839	A12	22	11
H76139	F4	12	141	H80821	F15	8	153	H86858	E25	7	137
H76152	B8	8	34	H80822	F13	13	151	H86886	A12	29	11
H76153	B8	5	34	H80843	E8	5	117	H86930	A10	11	9
H76223	D24	8	109	H80880	B16	15	42	H87059	D14	34	97
H76441	B20	15	47	H80998	B13	10	39	H87091	D7	11	89
H76496	B8	11	34	H81277	E5	25	114	H871R	E18	4	129
H76683	D24	15	109	H81393	F21	15	159	H87121	E7	3	116
H76690	E2	13	111	H81393	F23	3	161	H87206	D13	5	96
H76696	D24	18	109	H81621	B23	28	51	H87502	A12	19	11
H76696	D24	19	109	H81710	E5	11	114	H87507	C10	17	65
H76696	E2	12	111	H81771	B16	11	42	H87687	B5	7	31
H76700	E2	19	111	H81772	B16	4	42	H87699	F21	19	159
H76701	D24	21	109	H82231	B11	32	37	H87699	F23	19	161
H76728	A10	14	9	H82232	B11	29	37	H88055	E9	3	119
H77007	C20	3	76	H82233	B11	28	37	H88079	D16	15	100
H77201	B24	8	53	H82234	B11	30	37	H88079	D18	10	103
H77337	B15	33	41	H82530	E8	8	117	H88090	D14	36	97
H77389	F21	8	159	H82554	C14	7	70	H88090	D15	13	98
H77389	F23	10	161	H83031	G2	1	165	H88259	D15	10	98
H77433	D13	6	96	H83064	B9	4	35	H88265	D15	16	98
H77698	A25	14	25	H83244	F13	25	151	H88270	D14	35	97
H77698	D7	25	89	H83359	G1	4	164	H88270	D15	12	98
H77755	E5	13	114	H83567	E23	12	135	H88271	D14	30A	97
H77805	B13	20	39	H84026	E6	3	115	H88271	D15	15	98
H77811	B11	26	37	H84321	F13	15	151	H88344	E25	32	137
H77812	B11	9	37	H84375	C13	31	69	H88355	A12	32	11
H77813	B13	18	39	H84497	E6	1	115	H88769	D7	23	89
H77814	B11	8	37	H84548	D16	11	100	H88771	A10	10	9
H77814	B13	17	39	H84549	D16	12	100	H88782	A25	4	25
H77815	B11	8	37	H84562	A23	1	22	H88857	D7	24	89
H77815	B13	17	39	H84564	A14	7	13	H89127	E12	21	123
H77816	B11	8	37	H84565	A14	5	13	H89297	E12	15	123
H77816	B13	17	39	H84652	B15	14	41	H89312	A18	14	17
H77817	B11	8	37	H84653	B15	14	41	H89313	A18	11	17
H77817	B13	17	39	H84654	B15	14	41	H89360	D22	18	107
H77818	B11	8	37	H84655	B15	14	41	H89431	B5	8	31
H77818	B13	17	39	H84701	A24	11	23	H89525	D13	13	96
H77819	B13	23	39	H84705	A24	10	23	H89537	A23	9	22
H77820	B13	24	39	H84705	A24	14	23	H89569	E23	2	135
H77822	B13	22	39	H84706	A25	10	25	H89617	E18	6	129
H78354	D16	9	100	H84942	E5	4	114	H89969	F25	9	163
H78426	C11	7	67	H84943	E5	7	114	H91298	D7	2	89
H78557	C22	2	78	H84944	E5	6	114	H91673	F9	10	147
H78580	B13	21	39	H84945	E5	3	114	H91809	E20	1	131
H78624	D24	14	109	H84946	E5	3	114	H91823	E20	19	131
H78750	C2	8	55	H85233	E11	14	121	H92184	B16	18	42

L23

7722 COMBINE

NUMERICAL INDEX - CONTINUED

PART NO.	GRID	KEY	PAGE	PART NO.	GRID	KEY	PAGE	PART NO.	GRID	KEY	PAGE
H92192	E4	12	113	H97929	E14	7	125	JD8237	C13	27	69
H92308	B16	19	42	H97969	E14	8	125	JD8257	B11	27	37
H92622	A10	12	9	H98034	E2	9	111	JD8257	B13	4	39
H92726	A14	18	13	H98097	A16	6	15	JD8258	C13	19	69
H92750	A23	6	22	H98298	D2	18	83	JD8267	B11	7	37
H92959	C10	8	65	H98316	C13	25	69	JD8267	B13	15	39
H93166	E2	15	111	H98358	E25	37	137	JD8285	B20	11	47
H93170	E2	10	111	H98375	D2	19	83	JD8294	B11	25	37
H93442	B23	16	51	H98523	E23	11	135	JD8295	B13	14	39
H93461	D2	40	83	H98609	C13	9	69	JD8517	B15	27	41
H93510	B20	12	47	H98610	C13	12	69	JD8554	E5	16	114
H93510	B20	13	47	H98624	E4	5	113	JD8576	E14	4	125
H93556	D22	8	107	H98625	E4	23	113	JD8594	D13	18	96
H93619	B4	1	29	H98655	E12	9	123	JD8594	D15	6	98
H93619	F25	13	163	H98792	D13	25	96	JD8665	E5	10	114
H93670	B20	27	47	H98905	E18	24	129	JD8682	A10	8	9
H93676	B20	9	47	H98906	E18	14	129	JD8683	A10	8	9
H93681	B20	17	47	H98907	E18	27	129	JD8819	E18	9	129
H93763	B13	3	39	H98921	A12	8	11	JD8902	C13	26	69
H93764	B13	1	39	H98922	A12	5	11	JD8947	B13	5	39
H93927	E16	26	127	H99174	G2	1	165	JD8952	C13	18	69
H93931	A10	1	9	H99303	E14	26	125	JD8956	B18	10	45
H94255	A25	16	25	H99402	B15	30	41	JD8979	B11	6	37
H94433	B3	8	28	H99504	E23	15	135	JD9069	B18	2	45
H94505	F9	9	147	H99524	B23	32	51	JD9075	B20	25	47
H94605	A18	23	17	H99532	A12	49	11	JD9091	B20	19	47
H94946	C13	4	69	H99597	E25	10	137	JD9120	B18	9	45
H94950	C13	23	69	H99598	E25	1	137	JD9127	B18	1	45
H94951	C13	16	69	H99599	E25	4	137	JD9132	B20	24	47
H94981	A10	3	9	H99600	E25	8	137	JD9146	B20	20	47
H94981	G1	1	164	H99833	D2	39	83	JD9201	E16	25	127
H95034	D13	3	96	H99837	D2	17	83	JD9202	E16	23	127
H95417	E16	22	127	H99842	D2	23	83	JD9301	E14	10	125
H95442	E9	9	119	H99861	B23	19	51	JD9313	D16	14	100
H95443	E8	6	117	H99904	F4	17	141	JD9356	E14	5	125
H95459	E11	6	121	H99923	C23	8	79	JD9373	E14	14	125
H95499	E12	20	123	H99923	D2	24	83	J16931	B15	8	41
H95503	E12	22	123	H99923	D4	31	85	KK5090B	D2	27	83
H95783	E14	11	125	H99933	E25	5	137	K40015	C6	21	60
H95783	E14	22	125	H99937	A18	20	17	L3378N	A12	3	11
H95878	A10	13	9	H99953	A22	7	21	L364T	B15	9	41
H96213	D4	...	85	JD10010	E18	15	129	M2952DN	E12	12	123
H96251	A12	26	11	JD10011	E18	21	129	M40333	E25	18	137
H96269	E20	12	131	JD10020	E14	20	125	M40333	F21	24	159
H96314	D2	21	83	JD10058	A12	41	11	M40699	A20	8	19
H96455	A12	24	11	JD10182	B11	14	37	M40699	A23	4	22
H96615	A14	6	13	JD7222	B20	2	47	M66044	F9	1	147
H96838	E2	17	111	JD7294	B20	3	47	M66314	D24	5	109
H96869	C13	3	69	JD7425	B16	6	42	M67821	D4	23	85
H97248	A22	6	21	JD7449	B11	3	37	M830T	B15	22	41
H97251	A23	12	22	JD7759	B21	6	49	M83244	D2	5	83
H97322	E5	5	114	JD7759	C10	4	65	M86290	D18	7	103
H97410	E16	21	127	JD7759	C13	22	69	M86291	D18	5	103
H97484	E12	2	123	JD7759	C14	6	70	M86292	D18	6	103
H97631	A12	20	11	JD7759	C17	4	73	M86293	D18	3	103
H97636	A12	10	11	JD7759	C19	1	75	M86294	D18	2	103
H97642	F25	5	163	JD7759	D20	4	105	M86295	D18	1	103
H97651	E18	36	129	JD7759	D22	4	107	N101344	E12	10	123
H97708	A23	3	22	JD7759	F21	14	159	N10212	A10	16	9
H97753	B16	8	42	JD7759	F23	2	161	N10212	A18	22	17
H97755	B15	12	41	JD7797	A10	18	9	N10212	A20	7	19
H97756	B15	12	41	JD7797	D18	9	103	N10212	A22	5	21
H97821	E11	7	121	JD7806	C13	8	69	N10212	E20	24	131
H97911	E11	17	121	JD7826	D22	14	107	N10212	E25	3	137
H97912	E11	16	121	JD8134	B11	4	37	N10212	F2	4	139
H97917	B18	5	45	JD8147	B16	5	42	N10212	F2	6	139
H97922	A20	4	19	JD8237	B11	13	37	N10213	A12	28	11

L24

7722 COMBINE

NUMERICAL INDEX - CONTINUED

PART NO.	GRID	KEY	PAGE	PART NO.	GRID	KEY	PAGE	PART NO.	GRID	KEY	PAGE
N10213	A18	31	17	P51212	D7	22	89	R55202	B3	1	28
N10213	A20	7	19	P51212	D7	27	89	R60170	D7	9	89
N10213	A22	5	21	P51444	F13	18	151	R60172	D7	8	89
N10213	B23	12	51	R10093	D7	13	89	R60671	C13	13	69
N10213	C25	22	81	R10093	D7	29	89	R62502	E16	20	127
N10213	D7	16	89	R11120	B13	2	39	R62899	B3	3	28
N10213	D24	16	109	R20136	E16	14	127	R62900	B3	4	28
N10213	E11	8	121	R26012	B18	20	45	R63112	B18	13	45
N10213	E11	11	121	R26207	B8	9	34	R63760	D2	9	83
N10213	E20	4	131	R26214	B11	12	37	R65499	B18	17	45
N10213	E23	10	135	R26215	B11	12	37	R65718	F25	10	163
N10213	E25	3	137	R26216	B11	12	37	R65828	C11	1	67
N10213	F2	4	139	R26217	B11	12	37	R66197	E18	1	129
N10213	F2	10	139	R26218	B11	21	37	R66307	C8	6	63
N10213	F4	7	141	R26265	B13	7	39	R66903	D4	32	85
N10214	A14	14	13	R26448	C2	19	55	R67287	F25	10	163
N10214	A16	8	15	R26906	C2	15	55	R67423	B13	12	39
N10214	A18	25	17	R26906	E18	34	129	R69207	B18	19	45
N10214	D7	35	89	R27175	C2	13	55	R69446	B18	12	45
N10215	A12	51	11	R27218	C2	20	55	R69536	A12	36	11
N10215	D13	14	96	R27474	C2	12	55	R70112	B16	14	42
N10215	D15	11	98	R27796	B15	13	41	R70113	B16	12	42
N10215	E11	10	121	R28782	F13	27	151	R70114	B16	16	42
N10215	E11	18	121	R28782	F15	11	153	R70115	B16	17	42
N10215	E12	1	123	R32008	F21	10	159	R73888	A12	44	11
N10215	E20	3	131	R32008	F23	12	161	R81R	B20	21	47
N10215	E20	6	131	R32640	A14	19	13	R82917	B18	12	45
N10215	E25	13	137	R33004	B18	16	45	R82918	B18	19	45
N10216	B23	2	51	R33022	B18	14	45	TY15130	B9	3	35
N10217	D7	6	89	R33028	B18	15	45	TY5030	A10	19	9
N10217	D7	37	89	R33029	B18	11	45	TY6333	E16	..	127
N10217	E25	9	137	R33058	E18	8	129	T12191	A18	7	17
N111497	F13	22	151	R33079	E18	3	129	T12615	B8	12	34
N111497	F15	9	153	R33088	E18	5	129	T12898	E11	13	121
N111507	F13	24	151	R33259	D7	4	89	T12956	F13	3	151
N112200	B23	12	51	R33259	D7	26	89	T12956	F15	2	153
N126257	F13	8	151	R33405	B16	3	42	T12958	F13	5	151
N126257	F15	7	153	R33475	B11	24	37	T12958	F15	4	153
N126258	F13	21	151	R33510	B13	11	39	T12959	F13	4	151
N126258	F15	10	153	R33712	B11	20	37	T12959	F15	3	153
N14822	C22	8	78	R35164	B13	16	39	T21147	B15	28	41
N14822	E20	3	131	R35165	B13	16	39	T21397	C11	6	67
N155154	D4	14	85	R35166	B13	16	39	T22156	B2	10	27
N155154	D4	38	85	R35167	B13	16	39	T22260	B8	4	34
N155154	D4	39	85	R35643	E18	17	129	T25879	D18	21	103
N158032	D4	33	85	R36728	C10	5	65	T25879	E16	7	127
N164635	A12	9	11	R375R	C2	3	55	T27550	D7	7	89
N167650	F4	6	141	R39081	E18	16	129	T27992	B9	7	35
N33203	C6	19	60	R394R	B13	19	39	T32231	B2	1	27
N71292	A18	21	17	R40589	C6	2	60	T32517	G1	6	164
N71292	A18	22	17	R40589	C8	2	63	T40189	A12	13	11
N71922	E18	20	129	R40713	B13	16	39	T42798	C6	14	60
P41706	D17	2	101	R40714	B13	16	39	T42798	C7	7	61
P41706	E23	1	135	R40715	B13	16	39	T44848	D4	22	85
P41706	E25	33	137	R45000	A25	2	25	T49269	E14	11	125
P45313	B20	4	47	R47646	B2	9	27	T49269	E14	22	125
P46369	B20	14	47	R48723	A24	1	23	T55761	E16	15	127
P46769	B16	2	42	R51031	F13	26	151	U12331	B20	5	47
P46874	E14	6	125	R52015	B18	3	45	U12547	C2	14	55
P47704	B15	20	41	R52708	D2	3	83	U12622	C25	9	81
P48347	B9	12	35	R52708	D2	7	83	U14273	B11	10	37
P48403	B15	10	41	R52708	D2	36	83	U14273	E18	35	129
P48685	B15	23	41	R52708	D4	12	85	U15973	C6	17	60
P48703	B20	16	47	R53669	D4	38	85	U15973	C7	9	61
P50456H	E16	10	127	R53671	D4	38	85	U42845	E20	18	131
P50635	C6	12	60	R54380	B20	23	47	U44016	E20	21	131
P50635	C7	6	61	R54957	F25	1	163	U45829	B15	26	41

L25

7722 COMBINE

NUMERICAL INDEX - CONTINUED

<i>PART NO.</i>	<i>GRID</i>	<i>KEY</i>	<i>PAGE</i>	<i>PART NO.</i>	<i>GRID</i>	<i>KEY</i>	<i>PAGE</i>	<i>PART NO.</i>	<i>GRID</i>	<i>KEY</i>	<i>PAGE</i>
W36510	D12	14	95								
Z699H	D13	12	96								
124424	D22	17	107								
405R	B8	13	34								